



HSCC 70'S ROAD SPORTS

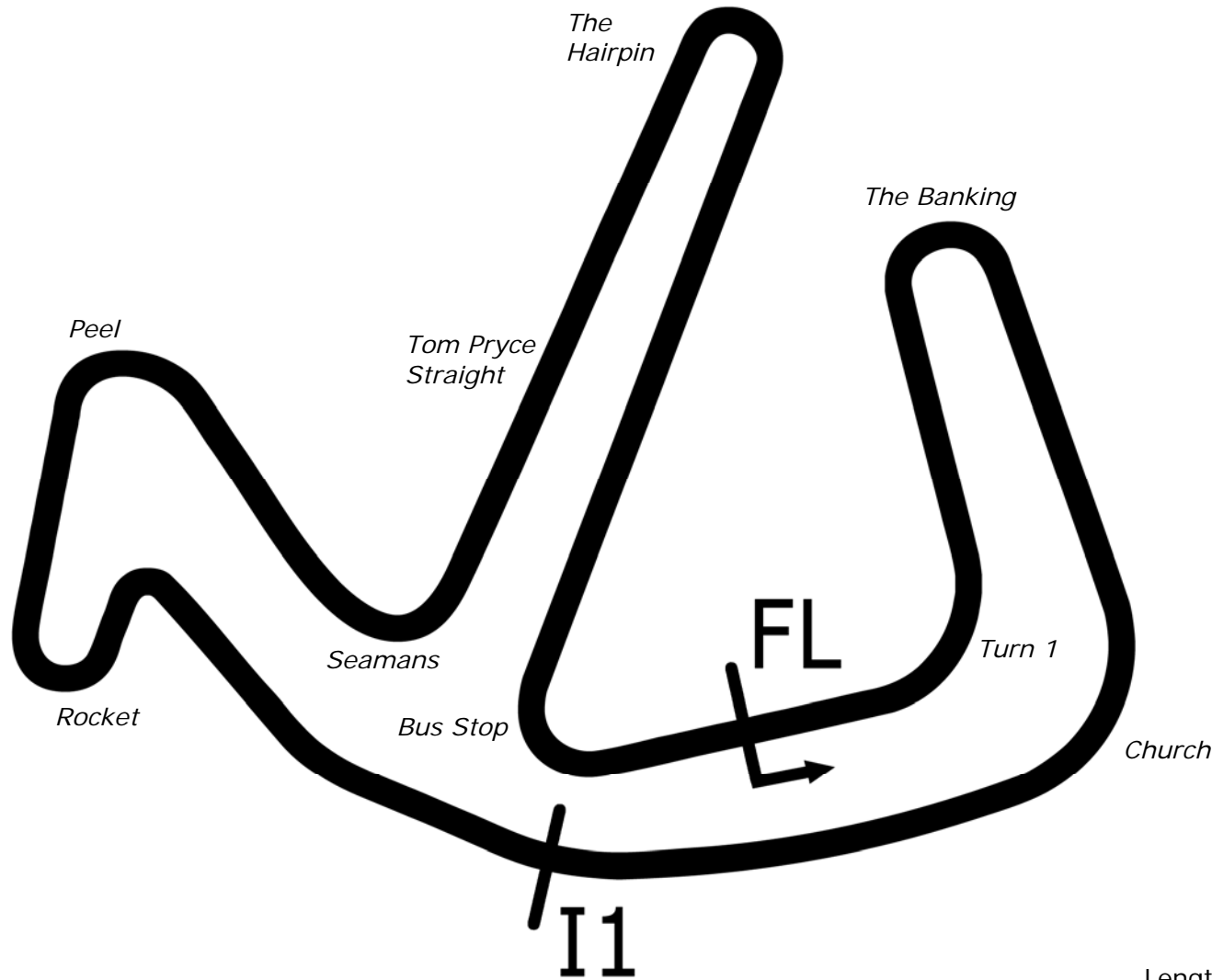
Anglesey International Circuit

13th / 14th July 2019



Results Provided by Timing Solutions Ltd
www.tsl-timing.com

Anglesey GP



Length	2.1000 miles	3379.6 m	
FL		53.18840 N	4.49640 W
I1	1268m	53.18760 N	4.49731 W
Pit Entry	3332m	53.18843 N	4.49731 W
Pit Exit	97m after FL	53.18869 N	4.49515 W
Pit Entry–Pit Exit 144m, 8.6s @60kph, 6.5s @80kph			

Sheet No:

Issue Time:



HSCC 70's Road Sports

QUALIFYING - RACE 3 - CLASSIFICATION

POS	NO	CL	PIC NAME	ENTRY	TIME	ON	LAPS	GAP	DIFF	MPH
1	24	B	1 Charles BARTER	Datsun 240Z	1:46.086	4	5			71.26
2	1	C	1 Jeremy CLARK	Lotus Elan S4	1:46.088	5	8	0.002	0.002	71.26
3	98	A	1 Kevin KIVLOCHAN	Morgan Plus 8	1:46.471	2	8	0.385	0.383	71.00
4	30	B	2 John WILLIAMS	Porsche 911SC	1:47.063	3	8	0.977	0.592	70.61
5	20	C	2 Mark LEVERETT	Lotus Elan S4	1:47.400	3	8	1.314	0.337	70.39
6	2	A	2 Adam BAGNALL	Jaguar E-type S2 FHC	1:48.919	8	8	2.833	1.519	69.40
7	131	A	3 Mark BENNETT	MGB GT V8	1:50.668	8	8	4.582	1.749	68.31
8	92	D	1 Brian JARVIS	Porsche 924	1:52.408	7	7	6.322	1.740	67.25
9	68	D	2 Jon WAGSTAFF	Alfa Romeo GTV	1:53.358	8	8	7.272	0.950	66.69
10	101	I	1 Peter BOWYER	MGB Roadster	1:53.475	8	8	7.389	0.117	66.62
11	28	D	3 Simon BAINES	Porsche 924	1:53.723	5	8	7.637	0.248	66.47
12	96	D	4 Antony ROSS	Alfa Romeo 1750 Spider Veloce	1:53.831	6	8	7.745	0.108	66.41
13	44	I	2 Tom OWEN	Datsun 240Z	1:55.703	3	7	9.617	1.872	65.33
14	56	D	5 Sarah HUTCHISON	Lancia Beta	1:56.750	2	7	10.664	1.047	64.75
15	77	D	6 Simon HOLMESMITH	Alfa Romeo 2000 GTV	1:58.726	7	7	12.640	1.976	63.67
16	7	E	1 David TOMKINSON	Triumph Spitfire	1:58.793	6	8	12.707	0.067	63.64
17	34	D	7 Justin WILSON	Alfa Romeo Bertone	1:59.039	3	7	12.953	0.246	63.50
18	76	D	8 David ERWIN	Alfa Romeo 2000 GTV	2:00.805	4	7	14.719	1.766	62.58
19	18	D	9 Martin DYSON	Triumph GT6 Mk3	2:02.246	2	3	16.160	1.441	61.84

Weather / Track : Cloudy / Dry

These results are provisional until the conclusion of any judicial and technical matters.

Anglesey International GP

Circuit Length = 2.1000 miles

Start: 09:48 Flag 10:03 End: 10:05

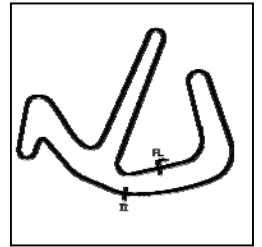
Clerk Of Course : Julian Floyd

Steward :

Timekeeper : Nick Palmer

HSCC 70's Road Sports

QUALIFYING - RACE 3 - SECTOR ANALYSIS



SECTOR 1 = FL to I1, SECTOR 2 = I1 to FL, DIFF = Difference To Personal Best Lap, P = Crossed Finish Line in Pit Lane, D = Time Disallowed

P1		24 B		Charles BARTER		Datsun 240Z		
IDEAL LAP TIME : 1:46.086		BEST LAP TIME : 1:46.086		DIFFERENCE : 0.000				
LAP	SECTOR 1		SECTOR 2		LAP TIME	MPH	DIFF	TIME OF DAY
1 -	36.359	108.7	1:10.478	69.3	1:46.837 (3)	70.76	0.751	09:52:21.987
2 -	36.005	113.3	1:10.501	69.1	1:46.506 (2)	70.98	0.420	09:54:08.493
3 -	36.199	110.5	1:10.701	70.2	1:46.900	70.72	0.814	09:55:55.393
4 -	35.977	110.0	1:10.109	70.4	1:46.086 (1)	71.26		09:57:41.479
5 -	35.987	109.2	1:11.268	70.7	1:47.255	70.48	1.169	09:59:28.734

P2		1 C		Jeremy CLARK		Lotus Elan S4		
IDEAL LAP TIME : 1:45.925		BEST LAP TIME : 1:46.088		DIFFERENCE : 0.163				
LAP	SECTOR 1		SECTOR 2		LAP TIME	MPH	DIFF	TIME OF DAY
1 -	36.065	110.3	1:10.050	70.7	1:46.115 (3)	71.24	0.027	09:52:12.917
2 -	36.432	110.5	1:11.085	70.4	1:47.517	70.31	1.429	09:54:00.434
3 -	36.266	110.1	1:09.967	70.0	1:46.233	71.16	0.145	09:55:46.667
4 -	36.177	110.7	1:09.929	71.0	1:46.106 (2)	71.24	0.018	09:57:32.773
5 -	36.228	110.0	1:09.860	71.6	1:46.088 (1)	71.26		09:59:18.861
6 -	36.236	110.5	1:10.308	71.9	1:46.544	70.95	0.456	10:01:05.405
7 -	37.946	108.4	1:18.704	70.0	1:56.650	64.80	10.562	10:03:02.055
8 -	36.176	110.3	1:09.959	70.4	1:46.135	71.23	0.047	10:04:48.190

P3		98 A		Kevin KIVLOCHAN		Morgan Plus 8		
IDEAL LAP TIME : 1:45.661		BEST LAP TIME : 1:46.471		DIFFERENCE : 0.810				
LAP	SECTOR 1		SECTOR 2		LAP TIME	MPH	DIFF	TIME OF DAY
1 -	36.562	109.8	1:10.133	75.5	1:46.695 (2)	70.85	0.224	09:52:26.642
2 -	36.043	111.1	1:10.428	76.6	1:46.471 (1)	71.00		09:54:13.113
3 -	36.354	110.1	1:10.932	75.8	1:47.286	70.46	0.815	09:56:00.399
4 -	36.342	110.9	1:10.835	75.1	1:47.177	70.53	0.706	09:57:47.576
5 -	36.480	110.1	1:10.373	75.9	1:46.853 (3)	70.75	0.382	09:59:34.429
6 -	36.901	102.1	1:16.690	77.4	1:53.591	66.55	7.120	10:01:28.020
7 -	36.142	104.2	1:16.719	76.1	1:52.861	66.98	6.390	10:03:20.881
8 -	35.528	112.7	1:13.611	66.3	1:49.139	69.26	2.668	10:05:10.020

P4		30 B		John WILLIAMS		Porsche 911SC		
IDEAL LAP TIME : 1:46.852		BEST LAP TIME : 1:47.063		DIFFERENCE : 0.211				
LAP	SECTOR 1		SECTOR 2		LAP TIME	MPH	DIFF	TIME OF DAY
1 -	36.343	109.2	1:10.881	72.0	1:47.224 (2)	70.50	0.161	09:52:17.358
2 -	36.886	107.2	1:10.644	72.1	1:47.530 (3)	70.30	0.467	09:54:04.888
3 -	36.443	107.8	1:10.620	72.0	1:47.063 (1)	70.61		09:55:51.951
4 -	36.648	109.2	1:11.083	72.5	1:47.731	70.17	0.668	09:57:39.682
5 -	36.256	109.2	1:17.091	72.7	1:53.347	66.69	6.284	09:59:33.029
6 -	36.414	108.0	1:11.877	71.9	1:48.291	69.81	1.228	10:01:21.320
7 -	36.510	110.1	1:12.022	73.0	1:48.532	69.65	1.469	10:03:09.852
8 -	36.232	109.8	1:12.064	72.5	1:48.296	69.80	1.233	10:04:58.148

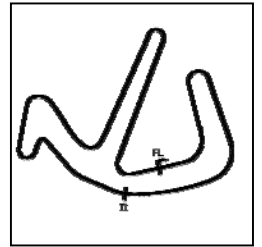
P5		20 C		Mark LEVERETT		Lotus Elan S4		
IDEAL LAP TIME : 1:47.127		BEST LAP TIME : 1:47.400		DIFFERENCE : 0.273				
LAP	SECTOR 1		SECTOR 2		LAP TIME	MPH	DIFF	TIME OF DAY
1 -	36.976	107.8	1:12.540	72.1	1:49.516	69.03	2.116	09:52:27.581
2 -	36.612	110.3	1:10.965	72.7	1:47.577 (2)	70.27	0.177	09:54:15.158
3 -	36.286	111.2	1:11.114	72.7	1:47.400 (1)	70.39		09:56:02.558
4 -	36.162	106.8	1:11.983	69.3	1:48.145	69.90	0.745	09:57:50.703
5 -	36.372	108.7	1:11.226	72.7	1:47.598 (3)	70.26	0.198	09:59:38.301
6 -	36.524	109.4	1:14.383	70.0	1:50.907	68.16	3.507	10:01:29.208
7 -	36.676	105.5	1:12.410	67.5	1:49.086	69.30	1.686	10:03:18.294
8 -	36.377	110.0	1:11.692	72.6	1:48.069	69.95	0.669	10:05:06.363

Weather / Track : Cloudy / Dry

Anglesey International GP
Circuit Length = 2.1000 miles
Start: 09:48 Flag 10:03 End: 10:05

HSCC 70's Road Sports

QUALIFYING - RACE 3 - SECTOR ANALYSIS



SECTOR 1 = FL to I1, SECTOR 2 = I1 to FL, DIFF = Difference To Personal Best Lap, P = Crossed Finish Line in Pit Lane, D = Time Disallowed

P6		2 A		Adam BAGNALL		Jaguar E-type S2 FHC	
IDEAL LAP TIME : 1:48.888		BEST LAP TIME : 1:48.919		DIFFERENCE : 0.031			
LAP	SECTOR 1	SECTOR 2		LAP TIME	MPH	DIFF	TIME OF DAY
1 -	OUTLAP	91.4	1:24.313	70.2	2:25.567	51.93	36.648 09:51:04.604
2 -	39.629	99.5	1:15.581	72.4	1:55.210	65.61	6.291 09:52:59.814
3 -	38.365	110.9	1:13.840	72.4	1:52.205	67.37	3.286 09:54:52.019
4 -	37.348	108.4	1:12.791	71.1	1:50.139	68.64	1.220 09:56:42.158
5 -	37.156	113.3	1:11.816	74.6	1:48.972 (2)	69.37	0.053 09:58:31.130
6 -	37.406	114.7	1:12.220	76.0	1:49.626	68.96	0.707 10:00:20.756
7 -	37.632	114.9	1:11.870	74.8	1:49.502 (3)	69.03	0.583 10:02:10.258
8 -	37.072	112.7	1:11.847	75.3	1:48.919 (1)	69.40	10:03:59.177

P7		131 A		Mark BENNETT		MGB GT V8	
IDEAL LAP TIME : 1:50.668		BEST LAP TIME : 1:50.668		DIFFERENCE : 0.000			
LAP	SECTOR 1	SECTOR 2		LAP TIME	MPH	DIFF	TIME OF DAY
1 -	OUTLAP	82.1	1:28.989	66.0	2:30.533	50.22	39.865 09:51:03.074
2 -	40.494	98.3	1:15.505	70.9	1:55.999	65.17	5.331 09:52:59.073
3 -	38.149	100.9	1:15.987	71.5	1:54.136	66.23	3.468 09:54:53.209
4 -	38.594	103.4	1:14.232	71.3	1:52.826	67.00	2.158 09:56:46.035
5 -	38.445	104.0	1:13.693	71.7	1:52.138	67.41	1.470 09:58:38.173
6 -	38.220	107.7	1:13.060	71.8	1:51.280 (2)	67.93	0.612 10:00:29.453
7 -	38.141	108.5	1:13.874	71.2	1:52.015 (3)	67.49	1.347 10:02:21.468
8 -	38.121	105.1	1:12.547	71.3	1:50.668 (1)	68.31	10:04:12.136

P8		92 D		Brian JARVIS		Porsche 924	
IDEAL LAP TIME : 1:52.306		BEST LAP TIME : 1:52.408		DIFFERENCE : 0.102			
LAP	SECTOR 1	SECTOR 2		LAP TIME	MPH	DIFF	TIME OF DAY
1 -	40.943	96.9	1:18.227	62.7	1:59.170	63.43	6.762 09:53:04.439
2 -	39.018	101.2	1:16.049	64.0	1:55.067	65.70	2.659 09:54:59.506
3 -	38.476	101.8	1:17.978	63.3	1:56.454	64.91	4.046 09:56:55.960
4 -	38.570	100.7	1:14.986	64.2	1:53.556 (2)	66.57	1.148 09:58:49.516
5 -	38.126	101.8	1:16.577	60.0	1:54.703 (3)	65.90	2.295 10:00:44.219
6 -	45.013	70.4	1:20.754	64.2	2:05.767	60.11	13.359 10:02:49.986
7 -	38.228	102.2	1:14.180	64.4	1:52.408 (1)	67.25	10:04:42.394

P9		68 D		Jon WAGSTAFF		Alfa Romeo GTV	
IDEAL LAP TIME : 1:53.278		BEST LAP TIME : 1:53.358		DIFFERENCE : 0.080			
LAP	SECTOR 1	SECTOR 2		LAP TIME	MPH	DIFF	TIME OF DAY
1 -	OUTLAP	94.1	1:18.741	64.1	2:19.484	54.19	26.126 09:51:12.300
2 -	39.295	95.7	1:20.693	65.4	1:59.988	63.00	6.630 09:53:12.288
3 -	41.059	99.2	1:20.629	63.7	2:01.688	62.12	8.330 09:55:13.976
4 -	39.242	100.6	1:15.629	65.2	1:54.871	65.81	1.513 09:57:08.847
5 -	38.954	99.8	1:15.261	65.2	1:54.215	66.19	0.857 09:59:03.062
6 -	39.261	100.6	1:14.826	65.4	1:54.087 (3)	66.26	0.729 10:00:57.149
7 -	38.624	100.0	1:15.353	66.5	1:53.977 (2)	66.32	0.619 10:02:51.126
8 -	38.452	98.6	1:14.906	65.3	1:53.358 (1)	66.69	10:04:44.484

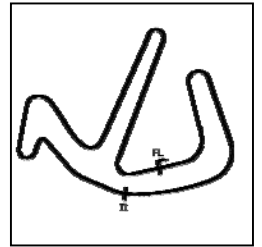
P10		101 I		Peter BOWYER		MGB Roadster	
IDEAL LAP TIME : 1:53.475		BEST LAP TIME : 1:53.475		DIFFERENCE : 0.000			
LAP	SECTOR 1	SECTOR 2		LAP TIME	MPH	DIFF	TIME OF DAY
1 -	OUTLAP	88.7	1:20.091	65.5	2:20.499	53.80	27.024 09:51:10.462
2 -	40.158	93.9	1:20.886	65.8	2:01.044	62.45	7.569 09:53:11.506
3 -	39.313	100.9	1:19.126	66.6	1:58.439	63.83	4.964 09:55:09.945
4 -	38.897	100.3	1:15.354	66.2	1:54.251 (3)	66.17	0.776 09:57:04.196
5 -	38.689	100.0	1:15.677	63.7	1:54.366	66.10	0.891 09:58:58.562
6 -	39.152	97.1	1:15.403	66.0	1:54.555	65.99	1.080 10:00:53.117
7 -	38.813	101.0	1:15.411	65.7	1:54.224 (2)	66.18	0.749 10:02:47.341
8 -	38.617	100.7	1:14.858	66.5	1:53.475 (1)	66.62	10:04:40.816

Weather / Track : Cloudy / Dry

Anglesey International GP
Circuit Length = 2.1000 miles
Start: 09:48 Flag 10:03 End: 10:05

HSCC 70's Road Sports

QUALIFYING - RACE 3 - SECTOR ANALYSIS



SECTOR 1 = FL to I1, SECTOR 2 = I1 to FL, DIFF = Difference To Personal Best Lap, P = Crossed Finish Line in Pit Lane, D = Time Disallowed

P11		28 D		Simon BAINES		Porsche 924	
IDEAL LAP TIME : 1:53.723		BEST LAP TIME : 1:53.723		DIFFERENCE : 0.000			
LAP	SECTOR 1	SECTOR 2		LAP TIME	MPH	DIFF	TIME OF DAY
1 -	OUTLAP	91.1	1:25.098	60.6	2:26.721	51.52	32.998 09:51:08.721
2 -	42.088	87.8	1:19.294	63.1	2:01.382	62.28	7.659 09:53:10.103
3 -	39.871	95.8	1:17.996	64.5	1:57.867	64.14	4.144 09:55:07.970
4 -	39.010	97.2	1:15.223	64.2	1:54.233 (3)	66.18	0.510 09:57:02.203
5 -	38.627	99.1	1:15.096	63.6	1:53.723 (1)	66.47	09:58:55.926
6 -	38.922	98.1	1:15.162	64.5	1:54.084 (2)	66.26	0.361 10:00:50.010
7 -	39.160	97.1	1:15.501	64.4	1:54.661	65.93	0.938 10:02:44.671
8 -	39.429	98.9	1:17.397	63.4	1:56.826	64.71	3.103 10:04:41.497

P12		96 D		Antony ROSS		Alfa Romeo 1750 Spider Veloce	
IDEAL LAP TIME : 1:53.831		BEST LAP TIME : 1:53.831		DIFFERENCE : 0.000			
LAP	SECTOR 1	SECTOR 2		LAP TIME	MPH	DIFF	TIME OF DAY
1 -	OUTLAP	86.1	1:21.796	65.6	2:21.243	53.52	27.412 09:51:21.297
2 -	40.811	93.0	1:18.504	66.4	1:59.315	63.36	5.484 09:53:20.612
3 -	40.803	90.8	1:16.940	65.4	1:57.743	64.20	3.912 09:55:18.355
4 -	39.671	93.9	1:16.176	67.1	1:55.847	65.25	2.016 09:57:14.202
5 -	39.615	96.6	1:16.016	66.9	1:55.631 (2)	65.38	1.800 09:59:09.833
6 -	38.848	98.3	1:14.983	67.1	1:53.831 (1)	66.41	10:01:03.664
7 -	39.301	96.0	1:21.156	66.8	2:00.457	62.76	6.626 10:03:04.121
8 -	39.103	95.5	1:16.730	66.9	1:55.833 (3)	65.26	2.002 10:04:59.954

P13		44 I		Tom OWEN		Datsun 240Z	
IDEAL LAP TIME : 1:55.534		BEST LAP TIME : 1:55.703		DIFFERENCE : 0.169			
LAP	SECTOR 1	SECTOR 2		LAP TIME	MPH	DIFF	TIME OF DAY
1 -	42.850	84.5	1:21.349	64.0	2:04.199	60.87	8.496 09:53:06.727
2 -	40.325	88.3	1:18.060	66.7	1:58.385	63.85	2.682 09:55:05.112
3 -	39.240	94.6	1:16.463	67.3	1:55.703 (1)	65.33	09:57:00.815
4 -	39.701	96.8	1:16.809	67.5	1:56.510 (2)	64.88	0.807 09:58:57.325
5 -	39.778	94.9	1:17.091	67.1	1:56.869 (3)	64.68	1.166 10:00:54.194
6 -	39.071	97.9	1:38.926	68.1	2:17.997	54.78	22.294 10:03:12.191
7 -	39.874	96.8	1:19.528	66.5	1:59.402	63.31	3.699 10:05:11.593

P14		56 D		Sarah HUTCHISON		Lancia Beta	
IDEAL LAP TIME : 1:56.546		BEST LAP TIME : 1:56.750		DIFFERENCE : 0.204			
LAP	SECTOR 1	SECTOR 2		LAP TIME	MPH	DIFF	TIME OF DAY
1 -	40.397	95.7	1:17.719	67.2	1:58.116	64.00	1.366 09:52:39.229
2 -	40.078	95.4	1:16.672	65.6	1:56.750 (1)	64.75	09:54:35.979
3 -	40.402	96.2	1:16.468	66.2	1:56.870 (2)	64.68	0.120 09:56:32.849
4 -	40.564	97.1	1:17.020	66.6	1:57.584 (3)	64.29	0.834 09:58:30.433
5 -	42.285	91.5	1:19.828	64.5	2:02.113	61.90	5.363 10:00:32.546
6 -	44.729	88.3	1:26.636	60.2	2:11.365	57.54	14.615 10:02:43.911
7 -	43.773	94.6	1:23.706	55.5	2:07.479	59.30	10.729 10:04:51.390

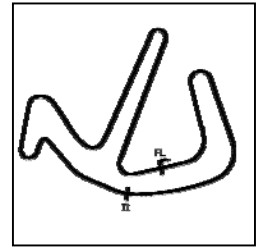
P15		77 D		Simon HOLMESMITH		Alfa Romeo 2000 GTV	
IDEAL LAP TIME : 1:58.726		BEST LAP TIME : 1:58.726		DIFFERENCE : 0.000			
LAP	SECTOR 1	SECTOR 2		LAP TIME	MPH	DIFF	TIME OF DAY
1 -	42.405	93.4	1:23.424	63.7	2:05.829	60.08	7.103 09:53:22.258
2 -	41.207	93.4	1:19.278	63.3	2:00.485 (3)	62.74	1.759 09:55:22.743
3 -	41.491	94.7	1:19.150	63.0	2:00.641	62.66	1.915 09:57:23.384
4 -	40.752	94.2	1:18.319	63.1	1:59.071 (2)	63.49	0.345 09:59:22.455
5 -	40.933	95.0	1:19.621	64.7	2:00.554	62.71	1.828 10:01:23.009
6 -	40.795	92.8	1:19.870	63.6	2:00.665	62.65	1.939 10:03:23.674
7 -	40.530	94.3	1:18.196	62.7	1:58.726 (1)	63.67	10:05:22.400

Weather / Track : Cloudy / Dry

Anglesey International GP
Circuit Length = 2.1000 miles
Start: 09:48 Flag 10:03 End: 10:05

HSCC 70's Road Sports

QUALIFYING - RACE 3 - SECTOR ANALYSIS



SECTOR 1 = FL to I1, SECTOR 2 = I1 to FL, DIFF = Difference To Personal Best Lap, P = Crossed Finish Line in Pit Lane, D = Time Disallowed

P16		7 E		David TOMKINSON		Triumph Spitfire	
IDEAL LAP TIME : 1:58.672		BEST LAP TIME : 1:58.793		DIFFERENCE : 0.121			
LAP	SECTOR 1	SECTOR 2		LAP TIME	MPH	DIFF	TIME OF DAY
1 -	OUTLAP	86.1	1:28.255	61.2	2:30.492	50.23	31.699 09:51:06.306
2 -	43.671	91.0	1:27.944	62.0	2:11.615	57.44	12.822 09:53:17.921
3 -	41.260	94.3	1:21.875	53.7	2:03.135	61.39	4.342 09:55:21.056
4 -	46.586	93.8	1:18.525	63.3	2:05.111	60.42	6.318 09:57:26.167
5 -	40.677	95.0	1:18.188	63.2	1:58.865 (2)	63.60	0.072 09:59:25.032
6 -	40.484	95.4	1:18.309	63.4	1:58.793 (1)	63.64	10:01:23.825
7 -	41.450	76.5	1:20.522	63.1	2:01.972	61.98	3.179 10:03:25.797
8 -	40.632	94.1	1:18.534	63.4	1:59.166 (3)	63.44	0.373 10:05:24.963

P17		34 D		Justin WILSON		Alfa Romeo Bertone	
IDEAL LAP TIME : 1:58.579		BEST LAP TIME : 1:59.039		DIFFERENCE : 0.460			
LAP	SECTOR 1	SECTOR 2		LAP TIME	MPH	DIFF	TIME OF DAY
1 -	OUTLAP	86.0	1:22.040	63.4	2:21.857	53.29	22.818 09:51:19.502
2 -	40.780	94.2	1:19.865	63.4	2:00.645	62.66	1.606 09:53:20.147
3 -	40.637	93.2	1:18.402	61.0	1:59.039 (1)	63.50	09:55:19.186
4 -	40.981	92.5	1:18.852	63.9	1:59.833	63.08	0.794 09:57:19.019
5 -	40.538	92.1	1:18.981	60.7	1:59.519 (3)	63.25	0.480 09:59:18.538
6 -	41.261	94.1	1:38.071	64.1	2:19.332	54.25	20.293 10:01:37.870
7 -	40.177	93.5	1:19.319	62.5	1:59.496 (2)	63.26	0.457 10:03:37.366

P18		76 D		David ERWIN		Alfa Romeo 2000 GTV	
IDEAL LAP TIME : 2:00.680		BEST LAP TIME : 2:00.805		DIFFERENCE : 0.125			
LAP	SECTOR 1	SECTOR 2		LAP TIME	MPH	DIFF	TIME OF DAY
1 -	OUTLAP	88.7	1:28.469	58.5	2:29.508	50.56	28.703 09:51:24.921
2 -	42.317	87.2	1:22.113	62.7	2:04.430	60.75	3.625 09:53:29.351
3 -	41.291	90.6	1:20.205	62.6	2:01.496 (2)	62.22	0.691 09:55:30.847
4 -	40.475	92.5	1:20.330	62.3	2:00.805 (1)	62.58	09:57:31.652
5 -	41.570	91.5	1:23.563	62.1	2:05.133	60.41	4.328 09:59:36.785
6 -	41.735	89.8	1:21.823	62.0	2:03.558	61.18	2.753 10:01:40.343
7 -	41.313	91.8	1:20.686	62.5	2:01.999 (3)	61.96	1.194 10:03:42.342

P19		18 D		Martin DYSON		Triumph GT6 Mk3	
IDEAL LAP TIME : 2:02.246		BEST LAP TIME : 2:02.246		DIFFERENCE : 0.000			
LAP	SECTOR 1	SECTOR 2		LAP TIME	MPH	DIFF	TIME OF DAY
1 -	43.625	91.9	1:23.419	57.4	2:07.044 (2)	59.50	4.798 09:53:11.559
2 -	41.674	95.0	1:20.572	61.6	2:02.246 (1)	61.84	09:55:13.805
3 -	43.179	79.2	IN PIT		2:35.225 P	48.70	32.979 09:57:49.030

Weather / Track : Cloudy / Dry

Anglesey International GP
Circuit Length = 2.1000 miles
Start: 09:48 Flag 10:03 End: 10:05

HSCC 70's Road Sports

QUALIFYING - RACE 3 - BEST SECTORS

SECTOR 1			SECTOR 2			IDEAL / BEST COMPARISON						
POS	NO	NAME	TIME	NO	NAME	TIME	POS	NO	NAME	IDEAL	BEST	DIFF
1	98	KIVLOCHAN	35.528	1	CLARK	1:09.860	1	98	KIVLOCHAN	1:45.661	1:46.471	0.810
2	24	BARTER	35.977	24	BARTER	1:10.109	2	1	CLARK	1:45.925	1:46.088	0.163
3	1	CLARK	36.065	98	KIVLOCHAN	1:10.133	3	24	BARTER	1:46.086	1:46.086	0.000
4	20	LEVERETT	36.162	30	WILLIAMS	1:10.620	4	30	WILLIAMS	1:46.852	1:47.063	0.211
5	30	WILLIAMS	36.232	20	LEVERETT	1:10.965	5	20	LEVERETT	1:47.127	1:47.400	0.273
6	2	BAGNALL	37.072	2	BAGNALL	1:11.816	6	2	BAGNALL	1:48.888	1:48.919	0.031
7	131	BENNETT	38.121	131	BENNETT	1:12.547	7	131	BENNETT	1:50.668	1:50.668	0.000
8	92	JARVIS	38.126	92	JARVIS	1:14.180	8	92	JARVIS	1:52.306	1:52.408	0.102
9	68	WAGSTAFF	38.452	68	WAGSTAFF	1:14.826	9	68	WAGSTAFF	1:53.278	1:53.358	0.080
10	101	BOWYER	38.617	101	BOWYER	1:14.858	10	101	BOWYER	1:53.475	1:53.475	0.000
11	28	BAINES	38.627	96	ROSS	1:14.983	11	28	BAINES	1:53.723	1:53.723	0.000
12	96	ROSS	38.848	28	BAINES	1:15.096	12	96	ROSS	1:53.831	1:53.831	0.000
13	44	OWEN	39.071	44	OWEN	1:16.463	13	44	OWEN	1:55.534	1:55.703	0.169
14	56	HUTCHISON	40.078	56	HUTCHISON	1:16.468	14	56	HUTCHISON	1:56.546	1:56.750	0.204
15	34	WILSON	40.177	7	TOMKINSON	1:18.188	15	34	WILSON	1:58.579	1:59.039	0.460
16	76	ERWIN	40.475	77	HOLMESMITH	1:18.196	16	7	TOMKINSON	1:58.672	1:58.793	0.121
17	7	TOMKINSON	40.484	34	WILSON	1:18.402	17	77	HOLMESMITH	1:58.726	1:58.726	0.000
18	77	HOLMESMITH	40.530	76	ERWIN	1:20.205	18	76	ERWIN	2:00.680	2:00.805	0.125
19	18	DYSON	41.674	18	DYSON	1:20.572	19	18	DYSON	2:02.246	2:02.246	0.000

PERFECT LAP 1:45.388

Weather / Track : Cloudy / Dry

Results can be found at www.tsl-timing.com

Anglesey International GP
 Circuit Length = 2.1000 miles
 Start: 09:48 Flag 10:03 End: 10:05

Printed - 10:18 Saturday, 13 July 2019

HSCC 70's Road Sports

QUALIFYING - RACE 3 - BEST SPEEDS

POS	INTERMEDIATE 1			INTERMEDIATE 2			FINISH LINE		
	NO	NAME	MPH	NO	NAME	MPH	NO	NAME	MPH
1	2	BAGNALL	114.9				98	KIVLOCHAN	77.4
2	24	BARTER	113.3				2	BAGNALL	76.0
3	98	KIVLOCHAN	112.7				30	WILLIAMS	73.0
4	20	LEVERETT	111.2				20	LEVERETT	72.7
5	1	CLARK	110.7				1	CLARK	71.9
6	30	WILLIAMS	110.1				131	BENNETT	71.8
7	131	BENNETT	108.5				24	BARTER	70.7
8	92	JARVIS	102.2				44	OWEN	68.1
9	101	BOWYER	101.0				56	HUTCHISON	67.2
10	68	WAGSTAFF	100.6				96	ROSS	67.1
11	28	BAINES	99.1				101	BOWYER	66.6
12	96	ROSS	98.3				68	WAGSTAFF	66.5
13	44	OWEN	97.9				77	HOLMESMITH	64.7
14	56	HUTCHISON	97.1				28	BAINES	64.5
15	7	TOMKINSON	95.4				92	JARVIS	64.4
16	77	HOLMESMITH	95.0				34	WILSON	64.1
17	18	DYSON	95.0				7	TOMKINSON	63.4
18	34	WILSON	94.2				76	ERWIN	62.7
19	76	ERWIN	92.5				18	DYSON	61.6

Weather / Track : Cloudy / Dry

Results can be found at www.tsl-timing.com

Anglesey International GP
Circuit Length = 2.1000 miles
Start: 09:48 Flag 10:03 End: 10:05

Printed - 10:19 Saturday, 13 July 2019

HSCC 70's Road Sports

QUALIFYING - RACE 3 - STATISTICS

Competitors Started 19
Planned Start 2019-07-13 @ 09:50:00.000
Actual Start 2019-07-13 @ 09:48:31.160
Finish Time 2019-07-13 @ 10:03:37.365
Track Length 2.1000mi.
Total Laps 138
Total Distance Covered 289.8000mi.

Session Fastest Lap History

NO	CL	NAME	LAP TIME	TIME OF DAY	LAP	VEHICLE
1	C	Jeremy CLARK	1:46.115	09:52:12.942	1	Lotus Elan S4
1	C	Jeremy CLARK	1:46.106	09:57:32.798	4	Lotus Elan S4
24	B	Charles BARTER	1:46.086	09:57:41.512	4	Datsun 240Z

Flag History

TYPE	TIME OF DAY
GREEN	09:48:31.160
FINISH	10:03:37.365

Flag Statistics

TYPE	COUNT	TOTAL LAPS	TOTAL TIME
Green	1	8	17:03.695
Red	0	0	0.000
Safety Car	0	0	0.000
FCY	0	0	0.000

Weather / Track : Cloudy / Dry

These results are provisional until the conclusion of any judicial and technical matters.

Anglesey International GP
Circuit Length = 2.1000 miles
Start: 09:48 Flag 10:03 End: 10:05

Clerk Of Course : Julian Floyd	Timekeeper : Nick Palmer
--------------------------------	--------------------------

HSCC 70's Road Sports

QUALIFYING - RACE 3 - STATISTICS

CLASS : A

3 Starters

Fastest Lap History

NO	NAME	LAP TIME	TIME OF DAY	LAP	VEHICLE
98	Kevin KIVLOCHAN	1:46.695	09:52:26.663	1	Morgan Plus 8
98	Kevin KIVLOCHAN	1:46.471	09:54:13.133	2	Morgan Plus 8

Weather / Track : Cloudy / Dry

These results are provisional until the conclusion of any judicial and technical matters.

Anglesey International GP
Circuit Length = 2.1000 miles
Start: 09:48 Flag 10:03 End: 10:05

Clerk Of Course : Julian Floyd

Timekeeper : Nick Palmer

HSCC 70's Road Sports

QUALIFYING - RACE 3 - STATISTICS

CLASS : B

2 Starters

Fastest Lap History

NO	NAME	LAP TIME	TIME OF DAY	LAP	VEHICLE
30	John WILLIAMS	1:47.224	09:52:17.405	1	Porsche 911SC
24	Charles BARTER	1:46.837	09:52:22.018	1	Datsun 240Z
24	Charles BARTER	1:46.506	09:54:08.523	2	Datsun 240Z
24	Charles BARTER	1:46.086	09:57:41.512	4	Datsun 240Z

Weather / Track : Cloudy / Dry

These results are provisional until the conclusion of any judicial and technical matters.

Anglesey International GP

Circuit Length = 2.1000 miles

Start: 09:48 Flag 10:03 End: 10:05

Clerk Of Course : Julian Floyd

Timekeeper : Nick Palmer

HSCC 70's Road Sports

QUALIFYING - RACE 3 - STATISTICS

CLASS : C

2 Starters

Fastest Lap History

NO	NAME	LAP TIME	TIME OF DAY	LAP	VEHICLE
1	Jeremy CLARK	1:46.115	09:52:12.942	1	Lotus Elan S4
1	Jeremy CLARK	1:46.106	09:57:32.798	4	Lotus Elan S4
1	Jeremy CLARK	1:46.088	09:59:18.885	5	Lotus Elan S4

Weather / Track : Cloudy / Dry

These results are provisional until the conclusion of any judicial and technical matters.

Anglesey International GP

Circuit Length = 2.1000 miles

Start: 09:48 Flag 10:03 End: 10:05

Clerk Of Course : Julian Floyd

Timekeeper : Nick Palmer

HSCC 70's Road Sports

QUALIFYING - RACE 3 - STATISTICS

CLASS : D

9 Starters

Fastest Lap History

NO	NAME	LAP TIME	TIME OF DAY	LAP	VEHICLE
56	Sarah HUTCHISON	1:58.116	09:52:39.259	1	Lancia Beta
56	Sarah HUTCHISON	1:56.750	09:54:36.009	2	Lancia Beta
92	Brian JARVIS	1:55.067	09:54:59.541	2	Porsche 924
28	Simon BAINES	1:54.233	09:57:02.235	4	Porsche 924
92	Brian JARVIS	1:53.556	09:58:49.550	4	Porsche 924
92	Brian JARVIS	1:52.408	10:04:42.429	7	Porsche 924

Weather / Track : Cloudy / Dry

These results are provisional until the conclusion of any judicial and technical matters.

Anglesey International GP

Circuit Length = 2.1000 miles

Start: 09:48 Flag 10:03 End: 10:05

Clerk Of Course : Julian Floyd

Timekeeper : Nick Palmer

HSCC 70's Road Sports

QUALIFYING - RACE 3 - STATISTICS

CLASS : E

1 Starters

Fastest Lap History

NO	NAME	LAP TIME	TIME OF DAY	LAP	VEHICLE
7	David TOMKINSON	2:11.615	09:53:17.951	2	Triumph Spitfire
7	David TOMKINSON	2:03.135	09:55:21.093	3	Triumph Spitfire
7	David TOMKINSON	1:58.865	09:59:25.061	5	Triumph Spitfire
7	David TOMKINSON	1:58.793	10:01:23.855	6	Triumph Spitfire

Weather / Track : Cloudy / Dry

These results are provisional until the conclusion of any judicial and technical matters.

Anglesey International GP
Circuit Length = 2.1000 miles
Start: 09:48 Flag 10:03 End: 10:05

Clerk Of Course : Julian Floyd

Timekeeper : Nick Palmer

HSCC 70's Road Sports

QUALIFYING - RACE 3 - STATISTICS

CLASS : I

2 Starters

Fastest Lap History

NO	NAME	LAP TIME	TIME OF DAY	LAP	VEHICLE
44	Tom OWEN	2:04.199	09:53:06.748	1	Datsun 240Z
101	Peter BOWYER	2:01.044	09:53:11.527	2	MGB Roadster
44	Tom OWEN	1:58.385	09:55:05.130	2	Datsun 240Z
44	Tom OWEN	1:55.703	09:57:00.837	3	Datsun 240Z
101	Peter BOWYER	1:54.251	09:57:04.219	4	MGB Roadster
101	Peter BOWYER	1:54.224	10:02:47.363	7	MGB Roadster
101	Peter BOWYER	1:53.475	10:04:40.837	8	MGB Roadster

Weather / Track : Cloudy / Dry

These results are provisional until the conclusion of any judicial and technical matters.

Anglesey International GP

Circuit Length = 2.1000 miles

Start: 09:48 Flag 10:03 End: 10:05

Clerk Of Course : Julian Floyd

Timekeeper : Nick Palmer

Sheet No:

Issue Time:



HSCC 70's Road Sports

RACE 3 - GRID (20 minutes) - AMENDED v2

ROW 9	18	71	Jim DEAN	2:02.246	17	18	Martin DYSON
ROW 8	16	76	David ERWIN	2:00.805	15	34	Justin WILSON
ROW 7	14	7	David TOMKINSON	1:58.793	13	77	Simon HOLMESMITH
ROW 6	12	44	Tom OWEN	1:55.703	11	96	Antony ROSS
ROW 5	10	28	Simon BAINES	1:53.723	9	101	Peter BOWYER
ROW 4	8	68	Jon WAGSTAFF	1:53.358	7	92	Brian JARVIS
ROW 3	6	131	Mark BENNETT	1:50.668	5	2	Adam BAGNALL
ROW 2	4	20	Mark LEVERETT	1:47.400	3	30	John WILLIAMS
ROW 1	2	98	Kevin KIVLOCHAN	1:46.471	1	1	Jeremy CLARK
Pole							

Car 71 allowed to start from back of grid.

Cars 24 & 56 - withdrawn.

These results are provisional until the conclusion of any judicial and technical matters.

Anglesey International GP

Circuit Length = 2.1000 miles

Clerk Of Course : Julian Floyd

Steward :

Timekeeper : Nick Palmer

Sheet No:

Issue Time:



HSCC 70's Road Sports

RACE 3 - CLASSIFICATION

POS	NO	CL	PIC	NAME	ENTRY	LAPS	TIME	GAP	DIFF	MPH	BEST	ON
1	98	A	1	Kevin KIVLOCHAN	Morgan Plus 8	12	21:15.798			71.10	1:45.336	2
2	1	C	1	Jeremy CLARK	Lotus Elan S4	12	21:27.670	11.872	11.872	70.45	1:46.327	4
3	30	B	1	John WILLIAMS	Porsche 911SC	12	21:38.344	22.546	10.674	69.87	1:46.931	6
4	20	C	2	Mark LEVERETT	Lotus Elan S4	12	21:44.126	28.328	5.782	69.56	1:47.080	5
5	71	C	3	Jim DEAN	Lotus Elan S4	12	21:55.804	40.006	11.678	68.94	1:47.369	7
6	2	A	2	Adam BAGNALL	Jaguar E-type S2 FHC	12	21:56.732	40.934	0.928	68.89	1:47.887	8
7	131	A	3	Mark BENNETT	MGB GT V8	12	22:09.947	54.149	13.215	68.21	1:49.246	5
8	96	I	1	Antony ROSS	Alfa Romeo 1750 Spider Veloce	12	22:35.317	1:19.519	25.370	66.93	1:51.101	11
9	101	I	2	Peter BOWYER	MGB Roadster	12	22:37.639	1:21.841	2.322	66.82	1:51.268	9
10	68	D	1	Jon WAGSTAFF	Alfa Romeo GTV	12	22:42.969	1:27.171	5.330	66.56	1:51.779	11
11	92	D	2	Brian JARVIS	Porsche 924	12	22:44.707	1:28.909	1.738	66.47	1:51.997	9
12	28	D	3	Simon BAINES	Porsche 924	11	21:21.785	1 Lap	1 Lap	64.87	1:54.771	7
13	7	E	1	David TOMKINSON	Triumph Spitfire	11	21:53.063	1 Lap	31.278	63.33	1:57.376	3
14	77	D	4	Simon HOLMESMITH	Alfa Romeo 2000 GTV	11	22:15.198	1 Lap	22.135	62.28	1:58.620	6
15	76	D	5	David ERWIN	Alfa Romeo 2000 GTV	11	22:24.900	1 Lap	9.702	61.83	1:58.092	11
16	34	D	6	Justin WILSON	Alfa Romeo Bertone	11	22:29.695	1 Lap	4.795	61.61	2:01.379	11
17	44	B	2	Tom OWEN	Datsun 240Z	11	22:39.835	1 Lap	10.140	61.15	1:54.461	6

NOT CLASSIFIED

DNF	18	D		Martin DYSON	Triumph GT6 Mk3	0						
-----	----	---	--	--------------	-----------------	---	--	--	--	--	--	--

FASTEST LAP

98	A	Kevin KIVLOCHAN	Morgan Plus 8	2	1:45.336	71.77 mph	115.50 kph
1	C	Jeremy CLARK	Lotus Elan S4	4	1:46.327	71.10 mph	114.42 kph
30	B	John WILLIAMS	Porsche 911SC	6	1:46.931	70.69 mph	113.78 kph
96	I	Antony ROSS	Alfa Romeo 1750 Spider Veloce	11	1:51.101	68.04 mph	109.50 kph
68	D	Jon WAGSTAFF	Alfa Romeo GTV	11	1:51.779	67.63 mph	108.84 kph
7	E	David TOMKINSON	Triumph Spitfire	3	1:57.376	64.40 mph	103.65 kph

Weather / Track : Cloudy / Dry

These results are provisional until the conclusion of any judicial and technical matters.

Anglesey International GP

Circuit Length = 2.1000 miles

Start: 13:32 Flag 13:53 End: 13:55

Clerk Of Course : Julian Floyd

Steward :

Timekeeper : Nick Palmer

HSCC 70's Road Sports

RACE 3 - LAP CHART

LAP 1 @ 13:34:19.670			LAP 2 @ 13:36:05.006			LAP 3 @ 13:37:50.584			LAP 4 @ 13:39:36.167			LAP 5 @ 13:41:21.994		
NO	BEHIND	LAP TIME	NO	BEHIND	LAP TIME	NO	BEHIND	LAP TIME	NO	BEHIND	LAP TIME	NO	BEHIND	LAP TIME
98		1:48.145	98		1:45.336	98		1:45.578	98		1:45.583	98		1:45.827
1	2.228	1:50.373	1	3.829	1:46.937	1	5.028	1:46.777	1	5.772	1:46.327	1	6.649	1:46.704
30	4.207	1:52.352	30	6.485	1:47.614	30	8.079	1:47.172	30	10.448	1:47.952	30	11.748	1:47.127
20	4.846	1:52.991	20	7.193	1:47.683	20	10.734	1:49.119	20	12.654	1:47.503	20	13.907	1:47.080
2	6.593	1:54.738	2	11.890	1:50.633	2	16.949	1:50.637	2	20.377	1:49.011	2	23.388	1:48.207
131	7.801	1:55.946	131	13.417	1:50.952	71	18.018	1:48.891	71	21.008	1:48.573	2	23.964	1:49.414
71	10.246	1:58.391	71	14.705	1:49.795	131	18.855	1:51.016	131	23.443	1:50.171	131	26.862	1:49.246
68	11.927	2:00.072	101	21.317	1:54.155	101	28.860	1:53.121	101	36.207	1:52.930	101	42.843	1:52.463
101	12.498	2:00.643	68	21.996	1:55.405	68	30.039	1:53.621	96	37.470	1:52.602	96	43.759	1:52.116
96	13.057	2:01.202	96	22.291	1:54.570	96	30.451	1:53.738	68	37.755	1:53.299	68	44.981	1:53.053
92	13.218	2:01.363	92	23.180	1:55.298	92	31.790	1:54.188	92	39.122	1:52.915	92	46.513	1:53.218
7	15.951	2:04.096	7	28.267	1:57.652	28	38.424	1:55.328	28	47.966	1:55.125	28	57.372	1:55.233
28	16.902	2:05.047	28	28.674	1:57.108	7	40.065	1:57.376	7	52.233	1:57.751	7	1:07.013	2:00.607
34	19.402	2:07.547	34	36.309	2:02.243	34	52.371	2:01.640	34	1:09.096	2:02.308	34	1:25.351	2:02.082
77	21.781	2:09.926	77	38.424	2:01.979	77	53.343	2:00.497	77	1:11.748	2:03.988	77	1:25.931	2:00.010
76	22.898	2:11.043	44	39.383	2:01.380	44	53.950	2:00.145	76	1:12.257	2:02.859	76	1:26.537	2:00.107
44	23.339	2:11.484	76	40.343	2:02.781	76	54.981	2:00.216	44	1:25.582	2:17.215	44	1:34.786	1:55.031

Weather / Track : Cloudy / Dry

Results can be found at www.tsl-timing.com

Page 1 of 3

Anglesey International GP
 Circuit Length = 2.1000 miles
 Start: 13:32 Flag 13:53 End: 13:55

Printed - 13:57 Saturday, 13 July 2019

HSCC 70's Road Sports

RACE 3 - LAP CHART

LAP 6 @ 13:43:07.975			LAP 7 @ 13:44:54.198			LAP 8 @ 13:46:40.891			LAP 9 @ 13:48:26.665			LAP 10 @ 13:50:12.652		
NO	BEHIND	LAP TIME	NO	BEHIND	LAP TIME	NO	BEHIND	LAP TIME	NO	BEHIND	LAP TIME	NO	BEHIND	LAP TIME
98		1:45.981	98		1:46.223	98		1:46.693	98		1:45.774	98		1:45.987
1	7.282	1:46.614	1	8.002	1:46.943	77	1 Lap	1:59.152	1	9.467	1:47.506	1	10.461	1:46.981
30	12.698	1:46.931	30	14.189	1:47.714	1	7.735	1:46.426	77	1 Lap	2:00.049	7	1 Lap	1:59.978
20	17.862	1:49.936	20	19.550	1:47.911	44	1 Lap	1:59.339	30	19.165	1:49.054	30	21.216	1:48.038
71	25.151	1:47.744	71	26.297	1:47.369	34	1 Lap	2:03.216	44	1 Lap	1:56.960	20	25.617	1:48.343
2	27.043	1:49.060	2	29.609	1:48.789	76	1 Lap	2:03.573	20	23.261	1:48.429	44	1 Lap	1:56.248
131	30.652	1:49.771	131	34.055	1:49.626	30	15.885	1:48.389	34	1 Lap	2:02.005	77	1 Lap	1:59.007
101	49.147	1:52.285	101	54.436	1:51.512	20	20.606	1:47.749	76	1 Lap	2:02.153	71	34.974	1:49.694
96	49.630	1:51.852	96	54.635	1:51.228	71	27.923	1:48.319	71	31.267	1:49.118	2	36.751	1:49.499
68	52.575	1:53.575	68	59.065	1:52.713	2	30.803	1:47.887	2	33.239	1:48.210	34	1 Lap	2:01.957
92	53.143	1:52.611	92	59.565	1:52.645	131	38.512	1:51.150	131	42.198	1:49.460	76	1 Lap	2:01.871
28	1:07.436	1:56.045	28	1:15.984	1:54.771	101	59.246	1:51.503	101	1:04.740	1:51.268	131	46.179	1:49.968
7	1:19.886	1:58.854	7	1:33.246	1:59.583	96	59.564	1:51.622	96	1:05.104	1:51.314	101	1:10.840	1:52.087
77	1:38.570	1:58.620				68	1:04.934	1:52.562	68	1:11.477	1:52.317	96	1:11.130	1:52.013
34	1:41.689	2:02.319				92	1:05.830	1:52.958	92	1:12.053	1:51.997	68	1:17.950	1:52.460
76	1:41.968	2:01.412				28	1:24.189	1:54.898	28	1:33.677	1:55.262	92	1:18.595	1:52.529
44	1:43.266	1:54.461				7	1:45.182	1:58.629				28	1:43.556	1:55.866

Weather / Track : Cloudy / Dry

Results can be found at www.tsl-timing.com

Page 2 of 3

Anglesey International GP
 Circuit Length = 2.1000 miles
 Start: 13:32 Flag 13:53 End: 13:55

Printed - 13:57 Saturday, 13 July 2019

HSCC 70's Road Sports

RACE 3 - LAP CHART

LAP 11 @ 13:51:59.031			LAP 12 @ 13:53:47.323		
NO	BEHIND	LAP TIME	NO	BEHIND	LAP TIME
98		1:46.379	98		1:48.292
1	11.286	1:47.204	28	1 Lap	1:57.102
30	22.921	1:48.084	1	11.872	1:48.878
7	1 Lap	1:58.831	30	22.546	1:47.917
20	27.918	1:48.680	20	28.328	1:48.702
71	38.668	1:50.073	7	1 Lap	1:59.706
2	40.340	1:49.968	71	40.006	1:49.630
44	1 Lap	1:58.487	2	40.934	1:48.886
77	1 Lap	1:59.838	131	54.149	1:52.164
131	50.277	1:50.477	77	1 Lap	2:02.132
76	1 Lap	2:00.793	76	1 Lap	1:58.092
34	1 Lap	2:02.999	34	1 Lap	2:01.379
96	1:15.852	1:51.101	96	1:19.519	1:51.959
101	1:16.168	1:51.707	101	1:21.841	1:53.965
68	1:23.350	1:51.779	44	1 Lap	2:29.085
92	1:24.894	1:52.678	68	1:27.171	1:52.113
			92	1:28.909	1:52.307

Weather / Track : Cloudy / Dry

Results can be found at www.tsl-timing.com

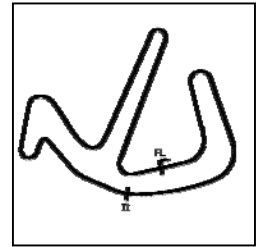
Page 3 of 3

Anglesey International GP
Circuit Length = 2.1000 miles
Start: 13:32 Flag 13:53 End: 13:55

Printed - 13:57 Saturday, 13 July 2019

HSCC 70's Road Sports

RACE 3 - SECTOR ANALYSIS



SECTOR 1 = FL to I1, SECTOR 2 = I1 to FL, DIFF = Difference To Personal Best Lap, P = Crossed Finish Line in Pit Lane, D = Time Disallowed

P1		98 A		Kevin KIVLOCHAN		Morgan Plus 8		
IDEAL LAP TIME : 1:44.646		BEST LAP TIME : 1:45.336		DIFFERENCE : 0.690				
LAP	SECTOR 1	SECTOR 2	LAP TIME	MPH	DIFF	TIME OF DAY		
1 -		110.5	1:08.645	76.3	1:48.145	69.90	2.809	13:34:19.670
2 -	36.001	112.9	1:09.335	76.4	1:45.336 (1)	71.77		13:36:05.006
3 -	36.010	111.4	1:09.568	76.5	1:45.578 (2)	71.60	0.242	13:37:50.584
4 -	36.402	110.1	1:09.181	76.5	1:45.583 (3)	71.60	0.247	13:39:36.167
5 -	36.275	111.4	1:09.552	76.4	1:45.827	71.43	0.491	13:41:21.994
6 -	36.300	111.6	1:09.681	75.5	1:45.981	71.33	0.645	13:43:07.975
7 -	36.584	111.1	1:09.639	76.3	1:46.223	71.17	0.887	13:44:54.198
8 -	37.178	110.7	1:09.515	76.5	1:46.693	70.85	1.357	13:46:40.891
9 -	36.333	112.2	1:09.441	76.0	1:45.774	71.47	0.438	13:48:26.665
10 -	36.114	112.2	1:09.873	75.8	1:45.987	71.32	0.651	13:50:12.652
11 -	36.544	110.5	1:09.835	75.3	1:46.379	71.06	1.043	13:51:59.031
12 -	36.795	103.5	1:11.497	74.8	1:48.292	69.81	2.956	13:53:47.323

P2		1 C		Jeremy CLARK		Lotus Elan S4		
IDEAL LAP TIME : 1:46.006		BEST LAP TIME : 1:46.327		DIFFERENCE : 0.321				
LAP	SECTOR 1	SECTOR 2	LAP TIME	MPH	DIFF	TIME OF DAY		
1 -		111.6	1:09.881	70.1	1:50.373	68.49	4.046	13:34:21.898
2 -	36.323	111.1	1:10.614	69.5	1:46.937	70.69	0.610	13:36:08.835
3 -	36.125	111.1	1:10.652	70.9	1:46.777	70.80	0.450	13:37:55.612
4 -	36.203	110.1	1:10.124	69.7	1:46.327 (1)	71.10		13:39:41.939
5 -	36.265	110.3	1:10.439	70.6	1:46.704	70.85	0.377	13:41:28.643
6 -	36.385	109.8	1:10.229	70.1	1:46.614 (3)	70.91	0.287	13:43:15.257
7 -	36.272	110.7	1:10.671	69.7	1:46.943	70.69	0.616	13:45:02.200
8 -	36.224	110.5	1:10.202	70.7	1:46.426 (2)	71.03	0.099	13:46:48.626
9 -	36.746	109.2	1:10.760	70.4	1:47.506	70.32	1.179	13:48:36.132
10 -	36.344	109.6	1:10.637	70.1	1:46.981	70.66	0.654	13:50:23.113
11 -	36.242	110.3	1:10.962	70.5	1:47.204	70.51	0.877	13:52:10.317
12 -	36.440	109.8	1:12.438	62.9	1:48.878	69.43	2.551	13:53:59.195

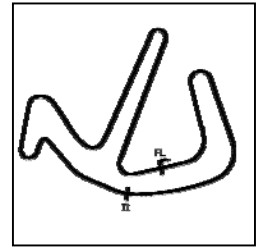
P3		30 B		John WILLIAMS		Porsche 911SC		
IDEAL LAP TIME : 1:46.804		BEST LAP TIME : 1:46.931		DIFFERENCE : 0.127				
LAP	SECTOR 1	SECTOR 2	LAP TIME	MPH	DIFF	TIME OF DAY		
1 -		109.8	1:10.824	72.3	1:52.352	67.28	5.421	13:34:23.877
2 -	36.798	108.9	1:10.816	71.8	1:47.614	70.25	0.683	13:36:11.491
3 -	36.283	109.6	1:10.889	72.0	1:47.172 (3)	70.54	0.241	13:37:58.663
4 -	36.688	109.2	1:11.264	72.3	1:47.952	70.03	1.021	13:39:46.615
5 -	36.394	109.6	1:10.733	71.9	1:47.127 (2)	70.57	0.196	13:41:33.742
6 -	36.410	110.3	1:10.521	72.4	1:46.931 (1)	70.69		13:43:20.673
7 -	36.638	110.1	1:11.076	72.0	1:47.714	70.18	0.783	13:45:08.387
8 -	37.018	108.9	1:11.371	72.3	1:48.389	69.74	1.458	13:46:56.776
9 -	37.326	105.8	1:11.728	70.2	1:49.054	69.32	2.123	13:48:45.830
10 -	36.835	108.9	1:11.203	72.1	1:48.038	69.97	1.107	13:50:33.868
11 -	36.822	108.0	1:11.262	71.8	1:48.084	69.94	1.153	13:52:21.952
12 -	36.571	108.0	1:11.346	72.6	1:47.917	70.05	0.986	13:54:09.869

Weather / Track : Cloudy / Dry

Anglesey International GP
 Circuit Length = 2.1000 miles
 Start: 13:32 Flag 13:53 End: 13:55

HSCC 70's Road Sports

RACE 3 - SECTOR ANALYSIS



SECTOR 1 = FL to I1, SECTOR 2 = I1 to FL, DIFF = Difference To Personal Best Lap, P = Crossed Finish Line in Pit Lane, D = Time Disallowed

P4		20 C		Mark LEVERETT		Lotus Elan S4		
IDEAL LAP TIME : 1:47.080		BEST LAP TIME : 1:47.080		DIFFERENCE : 0.000				
LAP	SECTOR 1		SECTOR 2		LAP TIME	MPH	DIFF	TIME OF DAY
1 -		108.4	1:11.086	72.4	1:52.991	66.90	5.911	13:34:24.516
2 -	36.406	108.4	1:11.277	70.6	1:47.683 (3)	70.20	0.603	13:36:12.199
3 -	37.781	93.9	1:11.338	72.0	1:49.119	69.28	2.039	13:38:01.318
4 -	36.704	112.2	1:10.799	72.1	1:47.503 (2)	70.32	0.423	13:39:48.821
5 -	36.320	110.7	1:10.760	70.2	1:47.080 (1)	70.60		13:41:35.901
6 -	37.995	98.3	1:11.941	71.0	1:49.936	68.76	2.856	13:43:25.837
7 -	36.591	109.2	1:11.320	71.0	1:47.911	70.05	0.831	13:45:13.748
8 -	36.451	109.6	1:11.298	72.0	1:47.749	70.16	0.669	13:47:01.497
9 -	36.641	111.1	1:11.788	71.5	1:48.429	69.72	1.349	13:48:49.926
10 -	36.653	109.2	1:11.690	72.2	1:48.343	69.77	1.263	13:50:38.269
11 -	37.122	109.2	1:11.558	71.6	1:48.680	69.56	1.600	13:52:26.949
12 -	36.767	107.7	1:11.935	71.2	1:48.702	69.54	1.622	13:54:15.651

P5		71 C		Jim DEAN		Lotus Elan S4		
IDEAL LAP TIME : 1:47.369		BEST LAP TIME : 1:47.369		DIFFERENCE : 0.000				
LAP	SECTOR 1		SECTOR 2		LAP TIME	MPH	DIFF	TIME OF DAY
1 -		103.4	1:12.191	73.9	1:58.391	63.85	11.022	13:34:29.916
2 -	37.963	105.3	1:11.832	74.2	1:49.795	68.85	2.426	13:36:19.711
3 -	37.652	105.8	1:11.239	74.4	1:48.891	69.42	1.522	13:38:08.602
4 -	37.597	110.0	1:10.976	74.3	1:48.573	69.63	1.204	13:39:57.175
5 -	37.275	108.5	1:10.932	73.9	1:48.207 (3)	69.86	0.838	13:41:45.382
6 -	37.094	108.0	1:10.650	74.4	1:47.744 (2)	70.16	0.375	13:43:33.126
7 -	36.862	106.8	1:10.507	74.8	1:47.369 (1)	70.41		13:45:20.495
8 -	37.195	106.1	1:11.124	74.7	1:48.319	69.79	0.950	13:47:08.814
9 -	37.184	107.3	1:11.934	72.3	1:49.118	69.28	1.749	13:48:57.932
10 -	38.429	94.7	1:11.265	73.0	1:49.694	68.91	2.325	13:50:47.626
11 -	37.876	100.0	1:12.197	73.6	1:50.073	68.68	2.704	13:52:37.699
12 -	37.940	106.5	1:11.690	67.7	1:49.630	68.95	2.261	13:54:27.329

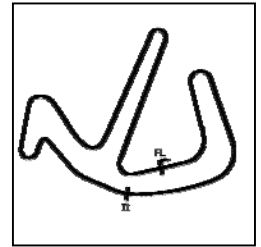
P6		2 A		Adam BAGNALL		Jaguar E-type S2 FHC		
IDEAL LAP TIME : 1:47.887		BEST LAP TIME : 1:47.887		DIFFERENCE : 0.000				
LAP	SECTOR 1		SECTOR 2		LAP TIME	MPH	DIFF	TIME OF DAY
1 -		106.6	1:12.853	74.5	1:54.738	65.88	6.851	13:34:26.263
2 -	37.507	114.1	1:13.126	72.7	1:50.633	68.33	2.746	13:36:16.896
3 -	37.903	114.1	1:12.734	73.4	1:50.637	68.33	2.750	13:38:07.533
4 -	37.285	108.7	1:11.726	73.7	1:49.011	69.35	1.124	13:39:56.544
5 -	37.171	105.5	1:12.243	74.8	1:49.414	69.09	1.527	13:41:45.958
6 -	37.328	115.5	1:11.732	74.4	1:49.060	69.31	1.173	13:43:35.018
7 -	36.902	114.9	1:11.887	75.0	1:48.789 (3)	69.49	0.902	13:45:23.807
8 -	36.808	115.5	1:11.079	73.0	1:47.887 (1)	70.07		13:47:11.694
9 -	36.997	114.9	1:11.213	74.3	1:48.210 (2)	69.86	0.323	13:48:59.904
10 -	36.938	106.3	1:12.561	73.1	1:49.499	69.04	1.612	13:50:49.403
11 -	37.428	113.9	1:12.540	73.9	1:49.968	68.74	2.081	13:52:39.371
12 -	37.329	115.1	1:11.557	73.9	1:48.886	69.43	0.999	13:54:28.257

Weather / Track : Cloudy / Dry

Anglesey International GP
 Circuit Length = 2.1000 miles
 Start: 13:32 Flag 13:53 End: 13:55

HSCC 70's Road Sports

RACE 3 - SECTOR ANALYSIS



SECTOR 1 = FL to I1, SECTOR 2 = I1 to FL, DIFF = Difference To Personal Best Lap, P = Crossed Finish Line in Pit Lane, D = Time Disallowed

P7 131 A		Mark BENNETT			MGB GT V8			
IDEAL LAP TIME : 1:49.089		BEST LAP TIME : 1:49.246			DIFFERENCE : 0.157			
LAP	SECTOR 1		SECTOR 2		LAP TIME	MPH	DIFF	TIME OF DAY
1 -		107.5	1:13.221	71.6	1:55.946	65.20	6.700	13:34:27.471
2 -	37.998	107.2	1:12.954	71.5	1:50.952	68.13	1.706	13:36:18.423
3 -	37.919	106.8	1:13.097	72.1	1:51.016	68.09	1.770	13:38:09.439
4 -	38.005	103.8	1:12.166	72.3	1:50.171	68.62	0.925	13:39:59.610
5 -	37.777	103.7	1:11.469	72.0	1:49.246 (1)	69.20		13:41:48.856
6 -	38.001	106.1	1:11.770	71.3	1:49.771	68.87	0.525	13:43:38.627
7 -	37.770	105.3	1:11.856	72.2	1:49.626 (3)	68.96	0.380	13:45:28.253
8 -	37.941	104.6	1:13.209	70.8	1:51.150	68.01	1.904	13:47:19.403
9 -	37.620	103.5	1:11.840	72.9	1:49.460 (2)	69.06	0.214	13:49:08.863
10 -	37.753	101.9	1:12.215	72.2	1:49.968	68.74	0.722	13:50:58.831
11 -	38.449	104.0	1:12.028	72.9	1:50.477	68.43	1.231	13:52:49.308
12 -	38.916	88.0	1:13.248	70.7	1:52.164	67.40	2.918	13:54:41.472

P8 96 I		Antony ROSS			Alfa Romeo 1750 Spider Veloce			
IDEAL LAP TIME : 1:50.991		BEST LAP TIME : 1:51.101			DIFFERENCE : 0.110			
LAP	SECTOR 1		SECTOR 2		LAP TIME	MPH	DIFF	TIME OF DAY
1 -		96.1	1:15.639	64.4	2:01.202	62.37	10.101	13:34:32.727
2 -	39.390	93.9	1:15.180	66.8	1:54.570	65.98	3.469	13:36:27.297
3 -	38.885	96.2	1:14.853	65.6	1:53.738	66.46	2.637	13:38:21.035
4 -	38.479	98.3	1:14.123	66.5	1:52.602	67.13	1.501	13:40:13.637
5 -	38.353	97.9	1:13.763	67.7	1:52.116	67.43	1.015	13:42:05.753
6 -	38.128	99.8	1:13.724	67.8	1:51.852	67.58	0.751	13:43:57.605
7 -	38.119	100.4	1:13.109	68.0	1:51.228 (2)	67.96	0.127	13:45:48.833
8 -	38.407	98.2	1:13.215	68.4	1:51.622	67.72	0.521	13:47:40.455
9 -	38.176	99.1	1:13.138	67.4	1:51.314 (3)	67.91	0.213	13:49:31.769
10 -	38.092	100.6	1:13.921	67.7	1:52.013	67.49	0.912	13:51:23.782
11 -	38.202	98.9	1:12.899	65.8	1:51.101 (1)	68.04		13:53:14.883
12 -	38.217	97.2	1:13.742	63.9	1:51.959	67.52	0.858	13:55:06.842

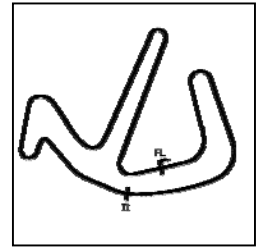
P9 101 I		Peter BOWYER			MGB Roadster			
IDEAL LAP TIME : 1:50.935		BEST LAP TIME : 1:51.268			DIFFERENCE : 0.333			
LAP	SECTOR 1		SECTOR 2		LAP TIME	MPH	DIFF	TIME OF DAY
1 -		100.9	1:15.937	64.7	2:00.643	62.66	9.375	13:34:32.168
2 -	38.608	100.0	1:15.547	64.8	1:54.155	66.22	2.887	13:36:26.323
3 -	38.098	99.4	1:15.023	65.8	1:53.121	66.83	1.853	13:38:19.444
4 -	38.036	101.0	1:14.894	65.4	1:52.930	66.94	1.662	13:40:12.374
5 -	38.043	100.6	1:14.420	66.3	1:52.463	67.22	1.195	13:42:04.837
6 -	38.028	101.9	1:14.257	65.9	1:52.285	67.32	1.017	13:43:57.122
7 -	37.780	101.5	1:13.732	65.4	1:51.512 (3)	67.79	0.244	13:45:48.634
8 -	38.015	102.1	1:13.488	66.9	1:51.503 (2)	67.80	0.235	13:47:40.137
9 -	37.447	101.3	1:13.821	66.6	1:51.268 (1)	67.94		13:49:31.405
10 -	38.008	100.7	1:14.079	66.7	1:52.087	67.44	0.819	13:51:23.492
11 -	37.765	100.6	1:13.942	65.5	1:51.707	67.67	0.439	13:53:15.199
12 -	38.099	96.5	1:15.866	64.7	1:53.965	66.33	2.697	13:55:09.164

Weather / Track : Cloudy / Dry

Anglesey International GP
 Circuit Length = 2.1000 miles
 Start: 13:32 Flag 13:53 End: 13:55

HSCC 70's Road Sports

RACE 3 - SECTOR ANALYSIS



SECTOR 1 = FL to I1, SECTOR 2 = I1 to FL, DIFF = Difference To Personal Best Lap, P = Crossed Finish Line in Pit Lane, D = Time Disallowed

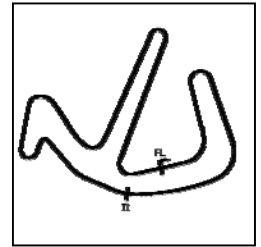
P10 68 D		Jon WAGSTAFF			Alfa Romeo GTV			
IDEAL LAP TIME : 1:51.576		BEST LAP TIME : 1:51.779			DIFFERENCE : 0.203			
LAP	SECTOR 1	SECTOR 2		LAP TIME	MPH	DIFF	TIME OF DAY	
1 -		96.1	1:15.818	64.4	2:00.072	62.96	8.293	13:34:31.597
2 -	38.960	96.9	1:16.445	64.9	1:55.405	65.50	3.626	13:36:27.002
3 -	38.735	98.1	1:14.886	65.2	1:53.621	66.53	1.842	13:38:20.623
4 -	38.183	99.8	1:15.116	66.2	1:53.299	66.72	1.520	13:40:13.922
5 -	38.721	98.6	1:14.332	64.7	1:53.053	66.87	1.274	13:42:06.975
6 -	38.806	99.2	1:14.769	65.3	1:53.575	66.56	1.796	13:44:00.550
7 -	38.434	101.6	1:14.279	64.0	1:52.713	67.07	0.934	13:45:53.263
8 -	38.522	101.6	1:14.040	65.7	1:52.562	67.16	0.783	13:47:45.825
9 -	38.282	100.4	1:14.035	65.2	1:52.317 (3)	67.30	0.538	13:49:38.142
10 -	38.401	101.5	1:14.059	64.4	1:52.460	67.22	0.681	13:51:30.602
11 -	38.386	101.9	1:13.393	65.6	1:51.779 (1)	67.63		13:53:22.381
12 -	38.344	102.4	1:13.769	65.6	1:52.113 (2)	67.43	0.334	13:55:14.494

P11 92 D		Brian JARVIS			Porsche 924			
IDEAL LAP TIME : 1:51.797		BEST LAP TIME : 1:51.997			DIFFERENCE : 0.200			
LAP	SECTOR 1	SECTOR 2		LAP TIME	MPH	DIFF	TIME OF DAY	
1 -		99.4	1:16.505	62.2	2:01.363	62.29	9.366	13:34:32.888
2 -	38.738	101.9	1:16.560	62.5	1:55.298	65.56	3.301	13:36:28.186
3 -	38.520	102.7	1:15.668	62.9	1:54.188	66.20	2.191	13:38:22.374
4 -	38.815	100.6	1:14.100	63.9	1:52.915	66.95	0.918	13:40:15.289
5 -	38.489	101.2	1:14.729	62.9	1:53.218	66.77	1.221	13:42:08.507
6 -	38.294	101.3	1:14.317	63.4	1:52.611	67.13	0.614	13:44:01.118
7 -	38.133	102.4	1:14.512	61.5	1:52.645	67.11	0.648	13:45:53.763
8 -	38.192	103.2	1:14.766	63.6	1:52.958	66.92	0.961	13:47:46.721
9 -	37.944	101.0	1:14.053	63.0	1:51.997 (1)	67.50		13:49:38.718
10 -	38.080	102.1	1:14.449	61.6	1:52.529 (3)	67.18	0.532	13:51:31.247
11 -	38.124	101.6	1:14.554	61.6	1:52.678	67.09	0.681	13:53:23.925
12 -	38.454	99.2	1:13.853	62.2	1:52.307 (2)	67.31	0.310	13:55:16.232

P12 28 D		Simon BAINES			Porsche 924			
IDEAL LAP TIME : 1:54.403		BEST LAP TIME : 1:54.771			DIFFERENCE : 0.368			
LAP	SECTOR 1	SECTOR 2		LAP TIME	MPH	DIFF	TIME OF DAY	
1 -		95.1	1:17.773	62.1	2:05.047	60.45	10.276	13:34:36.572
2 -	39.519	97.8	1:17.589	63.0	1:57.108	64.55	2.337	13:36:33.680
3 -	39.447	97.5	1:15.881	63.1	1:55.328	65.55	0.557	13:38:29.008
4 -	39.082	96.4	1:16.043	61.6	1:55.125 (3)	65.66	0.354	13:40:24.133
5 -	39.153	97.6	1:16.080	62.8	1:55.233	65.60	0.462	13:42:19.366
6 -	38.935	97.1	1:17.110	63.1	1:56.045	65.14	1.274	13:44:15.411
7 -	39.047	96.9	1:15.724	62.7	1:54.771 (1)	65.87		13:46:10.182
8 -	38.844	98.5	1:16.054	64.2	1:54.898 (2)	65.79	0.127	13:48:05.080
9 -	38.726	99.4	1:16.536	63.3	1:55.262	65.58	0.491	13:50:00.342
10 -	38.679	98.8	1:17.187	63.3	1:55.866	65.24	1.095	13:51:56.208
11 -	39.045	96.5	1:18.057	62.6	1:57.102	64.55	2.331	13:53:53.310

HSCC 70's Road Sports

RACE 3 - SECTOR ANALYSIS



SECTOR 1 = FL to I1, SECTOR 2 = I1 to FL, DIFF = Difference To Personal Best Lap, P = Crossed Finish Line in Pit Lane, D = Time Disallowed

P13		7 E		David TOMKINSON		Triumph Spitfire		
IDEAL LAP TIME : 1:57.185		BEST LAP TIME : 1:57.376		DIFFERENCE : 0.191				
LAP	SECTOR 1		SECTOR 2		LAP TIME	MPH	DIFF	TIME OF DAY
1 -		95.8	1:17.230	63.7	2:04.096	60.92	6.720	13:34:35.621
2 -	40.301	95.5	1:17.351	63.3	1:57.652 (2)	64.25	0.276	13:36:33.273
3 -	39.964	92.4	1:17.412	63.4	1:57.376 (1)	64.40		13:38:30.649
4 -	39.955	96.1	1:17.796	64.0	1:57.751 (3)	64.20	0.375	13:40:28.400
5 -	42.784	95.3	1:17.823	63.6	2:00.607	62.68	3.231	13:42:29.007
6 -	40.463	95.5	1:18.391	63.0	1:58.854	63.60	1.478	13:44:27.861
7 -	41.312	93.5	1:18.271	63.5	1:59.583	63.21	2.207	13:46:27.444
8 -	41.251	92.9	1:17.378	61.4	1:58.629	63.72	1.253	13:48:26.073
9 -	42.111	94.3	1:17.867	63.6	1:59.978	63.01	2.602	13:50:26.051
10 -	40.885	91.9	1:17.946	63.7	1:58.831	63.61	1.455	13:52:24.882
11 -	42.023	94.5	1:17.683	63.1	1:59.706	63.15	2.330	13:54:24.588

P14		77 D		Simon HOLMESMITH		Alfa Romeo 2000 GTV		
IDEAL LAP TIME : 1:58.278		BEST LAP TIME : 1:58.620		DIFFERENCE : 0.342				
LAP	SECTOR 1		SECTOR 2		LAP TIME	MPH	DIFF	TIME OF DAY
1 -		93.2	1:20.153	62.2	2:09.926	58.18	11.306	13:34:41.451
2 -	41.833	92.3	1:20.146	63.3	2:01.979	61.97	3.359	13:36:43.430
3 -	40.691	90.4	1:19.806	63.1	2:00.497	62.74	1.877	13:38:43.927
4 -	41.197	90.5	1:22.791	63.3	2:03.988	60.97	5.368	13:40:47.915
5 -	40.469	94.1	1:19.541	63.6	2:00.010	62.99	1.390	13:42:47.925
6 -	40.810	94.3	1:17.810	62.3	1:58.620 (1)	63.73		13:44:46.545
7 -	40.838	94.3	1:18.314	62.7	1:59.152 (3)	63.44	0.532	13:46:45.697
8 -	41.871	91.1	1:18.178	62.4	2:00.049	62.97	1.429	13:48:45.746
9 -	40.742	93.0	1:18.265	62.8	1:59.007 (2)	63.52	0.387	13:50:44.753
10 -	40.468	92.3	1:19.370	64.5	1:59.838	63.08	1.218	13:52:44.591
11 -	43.221	77.6	1:18.911	61.9	2:02.132	61.90	3.512	13:54:46.723

P15		76 D		David ERWIN		Alfa Romeo 2000 GTV		
IDEAL LAP TIME : 1:58.092		BEST LAP TIME : 1:58.092		DIFFERENCE : 0.000				
LAP	SECTOR 1		SECTOR 2		LAP TIME	MPH	DIFF	TIME OF DAY
1 -		93.2	1:20.613	57.8	2:11.043	57.69	12.951	13:34:42.568
2 -	41.000	91.0	1:21.781	58.5	2:02.781	61.57	4.689	13:36:45.349
3 -	40.276	95.3	1:19.940	63.9	2:00.216 (3)	62.88	2.124	13:38:45.565
4 -	40.518	90.4	1:22.341	63.5	2:02.859	61.53	4.767	13:40:48.424
5 -	40.613	94.1	1:19.494	62.9	2:00.107 (2)	62.94	2.015	13:42:48.531
6 -	41.173	89.4	1:20.239	63.2	2:01.412	62.26	3.320	13:44:49.943
7 -	43.386	89.3	1:20.187	63.9	2:03.573	61.17	5.481	13:46:53.516
8 -	41.490	91.6	1:20.663	63.9	2:02.153	61.88	4.061	13:48:55.669
9 -	40.967	80.2	1:20.904	64.0	2:01.871	62.03	3.779	13:50:57.540
10 -	42.073	92.0	1:18.720	63.9	2:00.793	62.58	2.701	13:52:58.333
11 -	40.121	93.7	1:17.971	63.8	1:58.092 (1)	64.01		13:54:56.425

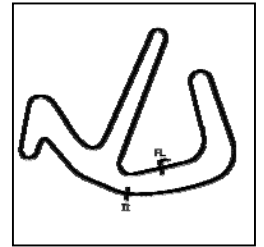
P16		34 D		Justin WILSON		Alfa Romeo Bertone		
IDEAL LAP TIME : 2:00.023		BEST LAP TIME : 2:01.379		DIFFERENCE : 1.356				
LAP	SECTOR 1		SECTOR 2		LAP TIME	MPH	DIFF	TIME OF DAY
1 -		94.3	1:18.815	61.0	2:07.547	59.27	6.168	13:34:39.072
2 -	41.555	90.8	1:20.688	61.3	2:02.243	61.84	0.864	13:36:41.315
3 -	41.897	89.1	1:19.743	60.6	2:01.640 (2)	62.15	0.261	13:38:42.955
4 -	41.688	89.4	1:20.620	60.1	2:02.308	61.81	0.929	13:40:45.263
5 -	41.404	89.8	1:20.678	60.6	2:02.082	61.92	0.703	13:42:47.345
6 -	41.999	90.8	1:20.320	59.7	2:02.319	61.80	0.940	13:44:49.664
7 -	42.315	88.4	1:20.901	61.9	2:03.216	61.35	1.837	13:46:52.880
8 -	42.205	90.5	1:19.800	61.3	2:02.005	61.96	0.626	13:48:54.885
9 -	41.332	85.9	1:20.625	60.8	2:01.957 (3)	61.98	0.578	13:50:56.842
10 -	42.248	89.8	1:20.751	62.6	2:02.999	61.46	1.620	13:52:59.841
11 -	41.208	90.1	1:20.171	60.6	2:01.379 (1)	62.28		13:55:01.220

Weather / Track : Cloudy / Dry

Anglesey International GP
Circuit Length = 2.1000 miles
Start: 13:32 Flag 13:53 End: 13:55

HSCC 70's Road Sports

RACE 3 - SECTOR ANALYSIS



SECTOR 1 = FL to I1, SECTOR 2 = I1 to FL, DIFF = Difference To Personal Best Lap, P = Crossed Finish Line in Pit Lane, D = Time Disallowed

P17 44 B		Tom OWEN		Datsun 240Z				
IDEAL LAP TIME : 1:54.461		BEST LAP TIME : 1:54.461		DIFFERENCE : 0.000				
LAP	SECTOR 1	SECTOR 2		LAP TIME	MPH	DIFF	TIME OF DAY	
1 -		85.4	1:20.186	62.1	2:11.484	57.49	17.023	13:34:43.009
2 -	41.132	90.0	1:20.248	66.9	2:01.380	62.28	6.919	13:36:44.389
3 -	40.257	89.9	1:19.888	67.3	2:00.145	62.92	5.684	13:38:44.534
4 -	41.171	89.7	1:36.044	63.6	2:17.215	55.09	22.754	13:41:01.749
5 -	38.855	95.5	1:16.176	68.3	1:55.031 (2)	65.72	0.570	13:42:56.780
6 -	38.706	100.0	1:15.755	68.2	1:54.461 (1)	66.04		13:44:51.241
7 -	41.403	84.8	1:17.936	65.8	1:59.339	63.34	4.878	13:46:50.580
8 -	39.443	91.9	1:17.517	67.9	1:56.960	64.63	2.499	13:48:47.540
9 -	40.308	95.1	1:15.940	66.8	1:56.248 (3)	65.03	1.787	13:50:43.788
10 -	40.268	94.6	1:18.219	65.2	1:58.487	63.80	4.026	13:52:42.275
11 -	1:08.244	71.0	1:20.841	66.7	2:29.085	50.70	34.624	13:55:11.360

Weather / Track : Cloudy / Dry

Results can be found at www.tsl-timing.com

Page 6 of 6

Anglesey International GP
 Circuit Length = 2.1000 miles
 Start: 13:32 Flag 13:53 End: 13:55

Printed - 13:57 Saturday, 13 July 2019

HSCC 70's Road Sports

RACE 3 - BEST SECTORS

SECTOR 1			SECTOR 2			IDEAL / BEST COMPARISON						
POS	NO	NAME	TIME	NO	NAME	TIME	POS	NO	NAME	IDEAL	BEST	DIFF
									PERFECT LAP	1:44.646		
1	98	KIVLOCHAN	36.001	98	KIVLOCHAN	1:08.645	1	98	KIVLOCHAN	1:44.646	1:45.336	0.690
2	1	CLARK	36.125	1	CLARK	1:09.881	2	1	CLARK	1:46.006	1:46.327	0.321
3	30	WILLIAMS	36.283	71	DEAN	1:10.507	3	30	WILLIAMS	1:46.804	1:46.931	0.127
4	20	LEVERETT	36.320	30	WILLIAMS	1:10.521	4	20	LEVERETT	1:47.080	1:47.080	0.000
5	2	BAGNALL	36.808	20	LEVERETT	1:10.760	5	71	DEAN	1:47.369	1:47.369	0.000
6	71	DEAN	36.862	2	BAGNALL	1:11.079	6	2	BAGNALL	1:47.887	1:47.887	0.000
7	101	BOWYER	37.447	131	BENNETT	1:11.469	7	131	BENNETT	1:49.089	1:49.246	0.157
8	131	BENNETT	37.620	96	ROSS	1:12.899	8	101	BOWYER	1:50.935	1:51.268	0.333
9	92	JARVIS	37.944	68	WAGSTAFF	1:13.393	9	96	ROSS	1:50.991	1:51.101	0.110
10	96	ROSS	38.092	101	BOWYER	1:13.488	10	68	WAGSTAFF	1:51.576	1:51.779	0.203
11	68	WAGSTAFF	38.183	92	JARVIS	1:13.853	11	92	JARVIS	1:51.797	1:51.997	0.200
12	28	BAINES	38.679	28	BAINES	1:15.724	12	28	BAINES	1:54.403	1:54.771	0.368
13	44	OWEN	38.706	44	OWEN	1:15.755	13	44	OWEN	1:54.461	1:54.461	0.000
14	7	TOMKINSON	39.955	7	TOMKINSON	1:17.230	14	7	TOMKINSON	1:57.185	1:57.376	0.191
15	76	ERWIN	40.121	77	HOLMESMITH	1:17.810	15	76	ERWIN	1:58.092	1:58.092	0.000
16	77	HOLMESMITH	40.468	76	ERWIN	1:17.971	16	77	HOLMESMITH	1:58.278	1:58.620	0.342
17	34	WILSON	41.208	34	WILSON	1:18.815	17	34	WILSON	2:00.023	2:01.379	1.356
18												

Weather / Track : Cloudy / Dry

Results can be found at www.tsl-timing.com

Anglesey International GP

Circuit Length = 2.1000 miles

Start: 13:32 Flag 13:53 End: 13:55

Printed - 13:58 Saturday, 13 July 2019

HSCC 70's Road Sports

RACE 3 - BEST SPEEDS

POS	INTERMEDIATE 1			INTERMEDIATE 2			FINISH LINE		
	NO	NAME	MPH	NO	NAME	MPH	NO	NAME	MPH
1	2	BAGNALL	115.5				98	KIVLOCHAN	76.5
2	98	KIVLOCHAN	112.9				2	BAGNALL	75.0
3	20	LEVERETT	112.2				71	DEAN	74.8
4	1	CLARK	111.6				131	BENNETT	72.9
5	30	WILLIAMS	110.3				30	WILLIAMS	72.6
6	71	DEAN	110.0				20	LEVERETT	72.4
7	131	BENNETT	107.5				1	CLARK	70.9
8	92	JARVIS	103.2				96	ROSS	68.4
9	68	WAGSTAFF	102.4				44	OWEN	68.3
10	101	BOWYER	102.1				101	BOWYER	66.9
11	96	ROSS	100.6				68	WAGSTAFF	66.2
12	44	OWEN	100.0				77	HOLMESMITH	64.5
13	28	BAINES	99.4				28	BAINES	64.2
14	7	TOMKINSON	96.1				7	TOMKINSON	64.0
15	76	ERWIN	95.3				76	ERWIN	64.0
16	77	HOLMESMITH	94.3				92	JARVIS	63.9
17	34	WILSON	94.3				34	WILSON	62.6
18									

Weather / Track : Cloudy / Dry

Results can be found at www.tsl-timing.com

Anglesey International GP
 Circuit Length = 2.1000 miles
 Start: 13:32 Flag 13:53 End: 13:55

Printed - 13:58 Saturday, 13 July 2019

HSCC 70's Road Sports

RACE 3 - STATISTICS

Competitors Started 17
Planned Start 2019-07-13 @ 13:35:00.000
Actual Start 2019-07-13 @ 13:32:31.524
Finish Time 2019-07-13 @ 13:53:47.228
Track Length 2.1000mi.
Total Laps 198
Total Distance Covered 415.8000mi.

Session Fastest Lap History

NO	CL	NAME	LAP TIME	TIME OF DAY	LAP	VEHICLE
98	A	Kevin KIVLOCHAN	1:48.145	13:34:19.690	1	Morgan Plus 8
98	A	Kevin KIVLOCHAN	1:45.336	13:36:05.026	2	Morgan Plus 8

Session Leader History

NO	CL	NAME	FROM LAP	LAPS LED	DISTANCE	VEHICLE
98	A	Kevin KIVLOCHAN	1	12	25.20 miles	Morgan Plus 8

Flag History

TYPE	TIME OF DAY
GREEN	13:32:31.524
FINISH	13:53:47.228

Flag Statistics

TYPE	COUNT	TOTAL LAPS	TOTAL TIME
Green	1	12	22:51.402
Red	0	0	0.000
Safety Car	0	0	0.000
FCY	0	0	0.000

Weather / Track : Cloudy / Dry

These results are provisional until the conclusion of any judicial and technical matters.

Anglesey International GP
Circuit Length = 2.1000 miles
Start: 13:32 Flag 13:53 End: 13:55

Clerk Of Course : Julian Floyd	Timekeeper : Nick Palmer
--------------------------------	--------------------------

HSCC 70's Road Sports

RACE 3 - STATISTICS

CLASS : A

3 Starters

Fastest Lap History

NO	NAME	LAP TIME	TIME OF DAY	LAP	VEHICLE
98	Kevin KIVLOCHAN	1:48.145	13:34:19.690	1	Morgan Plus 8
98	Kevin KIVLOCHAN	1:45.336	13:36:05.026	2	Morgan Plus 8

Leader History

NO	NAME	FROM LAP	LAPS LED	DISTANCE	VEHICLE
98	Kevin KIVLOCHAN	1	12	25.20 miles	Morgan Plus 8

Weather / Track : Cloudy / Dry

These results are provisional until the conclusion of any judicial and technical matters.

Anglesey International GP
Circuit Length = 2.1000 miles
Start: 13:32 Flag 13:53 End: 13:55

Clerk Of Course : Julian Floyd		Timekeeper : Nick Palmer
--------------------------------	--	--------------------------

HSCC 70's Road Sports

RACE 3 - STATISTICS

CLASS : B

2 Starters

Fastest Lap History

NO	NAME	LAP TIME	TIME OF DAY	LAP	VEHICLE
30	John WILLIAMS	1:52.352	13:34:23.924	1	Porsche 911SC
30	John WILLIAMS	1:47.614	13:36:11.538	2	Porsche 911SC
30	John WILLIAMS	1:47.172	13:37:58.710	3	Porsche 911SC
30	John WILLIAMS	1:47.127	13:41:33.789	5	Porsche 911SC
30	John WILLIAMS	1:46.931	13:43:20.720	6	Porsche 911SC

Leader History

NO	NAME	FROM LAP	LAPS LED	DISTANCE	VEHICLE
30	John WILLIAMS	1	12	25.20 miles	Porsche 911SC

Weather / Track : Cloudy / Dry

These results are provisional until the conclusion of any judicial and technical matters.

Anglesey International GP

Circuit Length = 2.1000 miles

Start: 13:32 Flag 13:53 End: 13:55

Clerk Of Course : Julian Floyd

Timekeeper : Nick Palmer

HSCC 70's Road Sports

RACE 3 - STATISTICS

CLASS : C

3 Starters

Fastest Lap History

NO	NAME	LAP TIME	TIME OF DAY	LAP	VEHICLE
1	Jeremy CLARK	1:50.373	13:34:21.923	1	Lotus Elan S4
1	Jeremy CLARK	1:46.937	13:36:08.860	2	Lotus Elan S4
1	Jeremy CLARK	1:46.777	13:37:55.637	3	Lotus Elan S4
1	Jeremy CLARK	1:46.327	13:39:41.964	4	Lotus Elan S4

Leader History

NO	NAME	FROM LAP	LAPS LED	DISTANCE	VEHICLE
1	Jeremy CLARK	1	12	25.20 miles	Lotus Elan S4

Weather / Track : Cloudy / Dry

These results are provisional until the conclusion of any judicial and technical matters.

Anglesey International GP

Circuit Length = 2.1000 miles

Start: 13:32 Flag 13:53 End: 13:55

Clerk Of Course : Julian Floyd

Timekeeper : Nick Palmer

HSCC 70's Road Sports

RACE 3 - STATISTICS

CLASS : D

6 Starters

Fastest Lap History

NO	NAME	LAP TIME	TIME OF DAY	LAP	VEHICLE
68	Jon WAGSTAFF	2:00.072	13:34:31.665	1	Alfa Romeo GTV
68	Jon WAGSTAFF	1:55.405	13:36:27.069	2	Alfa Romeo GTV
92	Brian JARVIS	1:55.298	13:36:28.221	2	Porsche 924
68	Jon WAGSTAFF	1:53.621	13:38:20.691	3	Alfa Romeo GTV
68	Jon WAGSTAFF	1:53.299	13:40:13.989	4	Alfa Romeo GTV
92	Brian JARVIS	1:52.915	13:40:15.324	4	Porsche 924
92	Brian JARVIS	1:52.611	13:44:01.152	6	Porsche 924
68	Jon WAGSTAFF	1:52.562	13:47:45.892	8	Alfa Romeo GTV
68	Jon WAGSTAFF	1:52.317	13:49:38.209	9	Alfa Romeo GTV
92	Brian JARVIS	1:51.997	13:49:38.752	9	Porsche 924
68	Jon WAGSTAFF	1:51.779	13:53:22.447	11	Alfa Romeo GTV

Leader History

NO	NAME	FROM LAP	LAPS LED	DISTANCE	VEHICLE
68	Jon WAGSTAFF	1	12	25.20 miles	Alfa Romeo GTV

Weather / Track : Cloudy / Dry

These results are provisional until the conclusion of any judicial and technical matters.

Anglesey International GP

Circuit Length = 2.1000 miles

Start: 13:32 Flag 13:53 End: 13:55

Clerk Of Course : Julian Floyd

Timekeeper : Nick Palmer

HSCC 70's Road Sports

RACE 3 - STATISTICS

CLASS : E

1 Starters

Fastest Lap History

NO	NAME	LAP TIME	TIME OF DAY	LAP	VEHICLE
7	David TOMKINSON	2:04.096	13:34:35.650	1	Triumph Spitfire
7	David TOMKINSON	1:57.652	13:36:33.303	2	Triumph Spitfire
7	David TOMKINSON	1:57.376	13:38:30.677	3	Triumph Spitfire

Leader History

NO	NAME	FROM LAP	LAPS LED	DISTANCE	VEHICLE
7	David TOMKINSON	1	11	23.10 miles	Triumph Spitfire

Weather / Track : Cloudy / Dry

These results are provisional until the conclusion of any judicial and technical matters.

Anglesey International GP
Circuit Length = 2.1000 miles
Start: 13:32 Flag 13:53 End: 13:55

Clerk Of Course : Julian Floyd		Timekeeper : Nick Palmer
--------------------------------	--	--------------------------

HSCC 70's Road Sports

RACE 3 - STATISTICS

CLASS : I

2 Starters

Fastest Lap History

NO	NAME	LAP TIME	TIME OF DAY	LAP	VEHICLE
101	Peter BOWYER	2:00.643	13:34:32.190	1	MGB Roadster
101	Peter BOWYER	1:54.155	13:36:26.345	2	MGB Roadster
101	Peter BOWYER	1:53.121	13:38:19.466	3	MGB Roadster
101	Peter BOWYER	1:52.930	13:40:12.396	4	MGB Roadster
96	Antony ROSS	1:52.602	13:40:13.669	4	Alfa Romeo 1750 Spider Veloce
101	Peter BOWYER	1:52.463	13:42:04.859	5	MGB Roadster
96	Antony ROSS	1:52.116	13:42:05.785	5	Alfa Romeo 1750 Spider Veloce
96	Antony ROSS	1:51.852	13:43:57.637	6	Alfa Romeo 1750 Spider Veloce
101	Peter BOWYER	1:51.512	13:45:48.656	7	MGB Roadster
96	Antony ROSS	1:51.228	13:45:48.866	7	Alfa Romeo 1750 Spider Veloce
96	Antony ROSS	1:51.101	13:53:14.916	11	Alfa Romeo 1750 Spider Veloce

Leader History

NO	NAME	FROM LAP	LAPS LED	DISTANCE	VEHICLE
101	Peter BOWYER	1	10	21.00 miles	MGB Roadster
96	Antony ROSS	11	2	4.20 miles	Alfa Romeo 1750 Spider Veloce

Weather / Track : Cloudy / Dry

These results are provisional until the conclusion of any judicial and technical matters.

Anglesey International GP

Circuit Length = 2.1000 miles

Start: 13:32 Flag 13:53 End: 13:55

Clerk Of Course : Julian Floyd

Timekeeper : Nick Palmer

Sheet No:

Issue Time:



HSCC 70's Road Sports

RACE 13 - GRID (20 minutes)

ROW 9

18 **18** Martin DYSON

17 **44** Tom OWEN

ROW 8

16 **34** Justin WILSON

15 **76** David ERWIN

ROW 7

14 **77** Simon HOLMESMITH

13 **7** David TOMKINSON

ROW 6

12 **28** Simon BAINES

11 **92** Brian JARVIS

ROW 5

10 **68** Jon WAGSTAFF

9 **101** Peter BOWYER

ROW 4

8 **96** Antony ROSS

7 **131** Mark BENNETT

ROW 3

6 **2** Adam BAGNALL

5 **71** Jim DEAN

ROW 2

4 **20** Mark LEVERETT

3 **30** John WILLIAMS

ROW 1

2 **1** Jeremy CLARK

1 **98** Kevin KIVLOCHAN

Pole

Anglesey International GP
Circuit Length = 2.1000 miles

These results are provisional until the conclusion of any judicial and technical matters.

Clerk Of Course : Julian Floyd

Steward :

Timekeeper : Nick Palmer

Sheet No:

Issue Time:



HSCC 70's Road Sports

RACE 13 - CLASSIFICATION

POS	NO	CL	PIC	NAME	ENTRY	LAPS	TIME	GAP	DIFF	MPH	BEST	ON
1	1	C	1	Jeremy CLARK	Lotus Elan S4	12	21:26.546			70.51	1:46.407	10
2	30	B	1	John WILLIAMS	Porsche 911SC	12	21:39.532	12.986	12.986	69.80	1:46.691	7
3	20	C	2	Mark LEVERETT	Lotus Elan S4	12	21:55.280	28.734	15.748	68.97	1:46.866	4
4	131	A	1	Mark BENNETT	MGB GT V8	12	21:55.552	29.006	0.272	68.95	1:48.102	5
5	96	I	1	Antony ROSS	Alfa Romeo 1750 Spider Veloce	12	22:00.772	34.226	5.220	68.68	1:48.758	12
6	2	A	2	Adam BAGNALL	Jaguar E-type S2 FHC	12	22:07.658	41.112	6.886	68.33	1:48.399	7
7	68	D	1	Jon WAGSTAFF	Alfa Romeo GTV	12	22:45.177	1:18.631	37.519	66.45	1:52.266	10
8	92	D	2	Brian JARVIS	Porsche 924	12	22:48.649	1:22.103	3.472	66.28	1:52.629	10
9	101	I	2	Peter BOWYER	MGB Roadster	12	22:49.778	1:23.232	1.129	66.22	1:52.313	9
10	28	D	3	Simon BAINES	Porsche 924	12	23:17.341	1:50.795	27.563	64.92	1:54.853	7
11	77	D	4	Simon HOLMESMITH	Alfa Romeo 2000 GTV	11	21:29.038	1 Lap	1 Lap	64.51	1:54.976	9
12	7	E	1	David TOMKINSON	Triumph Spitfire	11	21:29.450	1 Lap	0.412	64.49	1:55.033	10
13	44	B	2	Tom OWEN	Datsun 240Z	11	21:44.829	1 Lap	15.379	63.73	1:55.921	8
14	76	D	5	David ERWIN	Alfa Romeo 2000 GTV	11	22:03.449	1 Lap	18.620	62.83	1:57.978	3
15	34	D	6	Justin WILSON	Alfa Romeo Bertone	11	22:27.099	1 Lap	23.650	61.73	1:58.559	3

NOT CLASSIFIED

DNF	98	A		Kevin KIVLOCHAN	Morgan Plus 8	7	12:29.101	5 Laps	4 Laps	70.64	1:45.779	4
DNF	71	C		Jim DEAN	Lotus Elan S4	6	11:25.831	6 Laps	1 Lap	66.13	1:47.855	3

FASTEST LAP

98	A			Kevin KIVLOCHAN	Morgan Plus 8	4	1:45.779		71.46 mph		115.01 kph	
1	C			Jeremy CLARK	Lotus Elan S4	10	1:46.407		71.04 mph		114.34 kph	
30	B			John WILLIAMS	Porsche 911SC	7	1:46.691		70.85 mph		114.03 kph	
96	I			Antony ROSS	Alfa Romeo 1750 Spider Veloce	12	1:48.758		69.51 mph		111.86 kph	
68	D			Jon WAGSTAFF	Alfa Romeo GTV	10	1:52.266		67.34 mph		108.37 kph	
7	E			David TOMKINSON	Triumph Spitfire	10	1:55.033		65.72 mph		105.76 kph	

Weather / Track : Cloudy / Dry

These results are provisional until the conclusion of any judicial and technical matters.

Anglesey International GP

Circuit Length = 2.1000 miles

Start: 12:17 Flag 12:38 End: 12:40

Clerk Of Course : Julian Floyd

Steward :

Timekeeper : Nick Palmer

HSCC 70's Road Sports

RACE 13 - LAP CHART

LAP 1 @ 12:19:17.255			LAP 2 @ 12:21:03.707			LAP 3 @ 12:22:49.920			LAP 4 @ 12:24:35.699			LAP 5 @ 12:26:22.359		
NO	BEHIND	LAP TIME	NO	BEHIND	LAP TIME	NO	BEHIND	LAP TIME	NO	BEHIND	LAP TIME	NO	BEHIND	LAP TIME
1		1:50.872	98		1:46.157	98		1:46.213	98		1:45.779	98		1:46.660
98	0.295	1:51.167	1	1.099	1:47.551	1	1.449	1:46.563	1	2.263	1:46.593	1	2.360	1:46.757
2	3.518	1:54.390	30	5.908	1:48.182	30	6.721	1:47.026	30	7.998	1:47.056	30	8.263	1:46.925
30	4.178	1:55.050	20	7.158	1:48.217	20	7.986	1:47.041	20	9.073	1:46.866	20	9.549	1:47.136
71	4.558	1:55.430	71	8.059	1:49.953	71	9.701	1:47.855	71	12.500	1:48.578	71	14.911	1:49.071
20	5.393	1:56.265	2	8.322	1:51.256	2	11.795	1:49.686	2	15.084	1:49.068	2	16.936	1:48.512
96	6.005	1:56.877	96	9.198	1:49.645	96	12.450	1:49.465	96	15.927	1:49.256	131	17.897	1:48.102
131	6.711	1:57.583	131	9.820	1:49.561	131	13.017	1:49.410	131	16.455	1:49.217	96	18.671	1:49.404
101	10.627	2:01.499	101	17.425	1:53.250	101	25.190	1:53.978	101	32.796	1:53.385	101	39.540	1:53.404
68	11.327	2:02.199	68	18.436	1:53.561	68	25.651	1:53.428	68	33.329	1:53.457	68	40.059	1:53.390
92	12.096	2:02.968	92	19.408	1:53.764	92	26.482	1:53.287	92	33.719	1:53.016	92	40.611	1:53.552
28	13.989	2:04.861	28	23.054	1:55.517	28	32.412	1:55.571	28	41.594	1:54.961	28	51.838	1:56.904
7	14.849	2:05.721	7	25.376	1:56.979	7	36.661	1:57.498	7	48.834	1:57.952	7	58.066	1:55.892
77	16.350	2:07.222	77	27.941	1:58.043	77	39.127	1:57.399	77	50.132	1:56.784	77	59.056	1:55.584
34	17.348	2:08.220	34	29.596	1:58.700	34	41.942	1:58.559	34	56.393	2:00.230	44	1:07.449	1:57.193
76	18.455	2:09.327	76	30.814	1:58.811	76	42.579	1:57.978	44	56.916	1:58.223	34	1:11.999	2:02.266
44	19.561	2:10.433	44	32.508	1:59.399	44	44.472	1:58.177	76	57.323	2:00.523	76	1:12.647	2:01.984

Weather / Track : Cloudy / Dry

Results can be found at www.tsl-timing.com

Page 1 of 3

Anglesey International GP
 Circuit Length = 2.1000 miles
 Start: 12:17 Flag 12:38 End: 12:40

Printed - 12:43 Sunday, 14 July 2019

HSCC 70's Road Sports

RACE 13 - LAP CHART

LAP 6 @ 12:28:08.970			LAP 7 @ 12:29:55.484			LAP 8 @ 12:31:45.534			LAP 9 @ 12:33:32.128			LAP 10 @ 12:35:18.535		
NO	BEHIND	LAP TIME	NO	BEHIND	LAP TIME	NO	BEHIND	LAP TIME	NO	BEHIND	LAP TIME	NO	BEHIND	LAP TIME
98		1:46.611	98		1:46.514	1		1:47.244	1		1:46.594	1		1:46.407
1	2.497	1:46.748	1	2.806	1:46.823	30	6.365	1:47.807	30	8.369	1:48.598	30	9.676	1:47.714
30	8.431	1:46.779	30	8.608	1:46.691	20	12.149	1:49.372	34	1 Lap	2:05.236	76	1 Lap	1:59.772
20	10.563	1:47.625	20	12.827	1:48.778	2	19.707	1:48.855	20	15.227	1:49.672	20	20.900	1:52.080
2	19.017	1:48.692	2	20.902	1:48.399	131	21.243	1:49.250	2	22.079	1:48.966	131	25.103	1:48.639
131	19.828	1:48.542	131	22.043	1:48.729	96	23.315	1:48.908	131	22.871	1:48.222	34	1 Lap	2:04.234
96	21.632	1:49.572	96	24.457	1:49.339	68	56.250	1:52.297	96	25.985	1:49.264	96	29.608	1:50.030
71	43.244	2:14.944 P	68	54.003	1:52.814	92	57.727	1:53.117	68	1:01.936	1:52.280	2	36.793	2:01.121
101	47.158	1:54.229	92	54.660	1:52.706	101	59.319	1:53.303	92	1:04.107	1:52.974	68	1:07.795	1:52.266
68	47.703	1:54.255	101	56.066	1:55.422	28	1:14.776	1:56.014	101	1:05.038	1:52.313	92	1:10.329	1:52.629
92	48.468	1:54.468	28	1:08.812	1:54.853	77	1:23.289	1:55.801	28	1:23.566	1:55.384	101	1:11.219	1:52.588
28	1:00.473	1:55.246	7	1:16.889	1:56.047	7	1:23.818	1:56.979	77	1:31.671	1:54.976	28	1:32.607	1:55.448
7	1:07.356	1:55.901	77	1:17.538	1:55.571	44	1:34.337	1:55.921	7	1:32.533	1:55.309	77	1:40.533	1:55.269
77	1:08.481	1:56.036	44	1:28.466	1:56.509	76	1:45.357	1:58.606	44	1:44.141	1:56.398	7	1:41.159	1:55.033
44	1:18.471	1:57.633	76	1:36.801	1:58.427									
76	1:24.888	1:58.852	34	1:43.082	2:01.313									
34	1:28.283	2:02.895												

Weather / Track : Cloudy / Dry

Results can be found at www.tsl-timing.com

Page 2 of 3

Anglesey International GP
 Circuit Length = 2.1000 miles
 Start: 12:17 Flag 12:38 End: 12:40

Printed - 12:43 Sunday, 14 July 2019

HSCC 70's Road Sports

RACE 13 - LAP CHART

LAP 11 @ 12:37:05.940			LAP 12 @ 12:38:52.929		
NO	BEHIND	LAP TIME	NO	BEHIND	LAP TIME
1		1:47.405	1		1:46.989
44	1 Lap	1:57.107	77	1 Lap	1:56.353
30	10.549	1:48.278	7	1 Lap	1:56.139
76	1 Lap	1:58.866	30	12.986	1:49.426
20	25.512	1:52.017	44	1 Lap	1:57.836
131	26.712	1:49.014	20	28.734	1:50.211
96	32.457	1:50.254	131	29.006	1:49.283
2	39.101	1:49.713	96	34.226	1:48.758
34	1 Lap	2:03.421	76	1 Lap	2:00.303
68	1:12.695	1:52.305	2	41.112	1:49.000
92	1:15.811	1:52.887	34	1 Lap	2:02.025
101	1:16.989	1:53.175	68	1:18.631	1:52.925
28	1:40.889	1:55.687	92	1:22.103	1:53.281
			101	1:23.232	1:53.232
			28	1:50.795	1:56.895

Weather / Track : Cloudy / Dry

Results can be found at www.tsl-timing.com

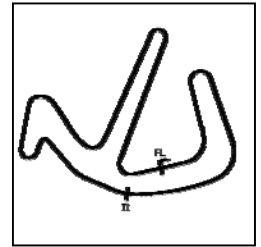
Page 3 of 3

Anglesey International GP
 Circuit Length = 2.1000 miles
 Start: 12:17 Flag 12:38 End: 12:40

Printed - 12:43 Sunday, 14 July 2019

HSCC 70's Road Sports

RACE 13 - SECTOR ANALYSIS



SECTOR 1 = FL to I1, SECTOR 2 = I1 to FL, DIFF = Difference To Personal Best Lap, P = Crossed Finish Line in Pit Lane, D = Time Disallowed

P1		1 C		Jeremy CLARK		Lotus Elan S4		
IDEAL LAP TIME : 1:46.113		BEST LAP TIME : 1:46.407		DIFFERENCE : 0.294				
LAP	SECTOR 1		SECTOR 2		LAP TIME	MPH	DIFF	TIME OF DAY
1 -		109.1	1:10.100	70.4	1:50.872	68.18	4.465	12:19:17.255
2 -	37.584	111.6	1:09.967	71.1	1:47.551	70.29	1.144	12:21:04.806
3 -	36.152	112.2	1:10.411	71.4	1:46.563 (2)	70.94	0.156	12:22:51.369
4 -	36.197	112.5	1:10.396	71.3	1:46.593 (3)	70.92	0.186	12:24:37.962
5 -	36.360	112.0	1:10.397	71.6	1:46.757	70.81	0.350	12:26:24.719
6 -	36.544	111.1	1:10.204	71.4	1:46.748	70.82	0.341	12:28:11.467
7 -	36.429	112.0	1:10.394	71.0	1:46.823	70.77	0.416	12:29:58.290
8 -	36.630	110.5	1:10.614	71.6	1:47.244	70.49	0.837	12:31:45.534
9 -	36.148	111.4	1:10.446	71.1	1:46.594	70.92	0.187	12:33:32.128
10 -	36.146	110.9	1:10.261	71.3	1:46.407 (1)	71.04		12:35:18.535
11 -	36.685	110.9	1:10.720	71.0	1:47.405	70.38	0.998	12:37:05.940
12 -	36.460	111.6	1:10.529	70.5	1:46.989	70.66	0.582	12:38:52.929

P2		30 B		John WILLIAMS		Porsche 911SC		
IDEAL LAP TIME : 1:46.631		BEST LAP TIME : 1:46.691		DIFFERENCE : 0.060				
LAP	SECTOR 1		SECTOR 2		LAP TIME	MPH	DIFF	TIME OF DAY
1 -		110.3	1:13.430	71.0	1:55.050	65.71	8.359	12:19:21.433
2 -	36.667	111.6	1:11.515	71.2	1:48.182	69.88	1.491	12:21:09.615
3 -	36.444	109.1	1:10.582	72.3	1:47.026	70.63	0.335	12:22:56.641
4 -	36.626	110.5	1:10.430	72.7	1:47.056	70.61	0.365	12:24:43.697
5 -	36.437	106.5	1:10.488	72.7	1:46.925 (3)	70.70	0.234	12:26:30.622
6 -	36.276	110.0	1:10.503	72.9	1:46.779 (2)	70.80	0.088	12:28:17.401
7 -	36.336	109.1	1:10.355	70.4	1:46.691 (1)	70.85		12:30:04.092
8 -	36.954	109.2	1:10.853	72.3	1:47.807	70.12	1.116	12:31:51.899
9 -	36.453	109.1	1:12.145	72.7	1:48.598	69.61	1.907	12:33:40.497
10 -	36.423	109.2	1:11.291	72.0	1:47.714	70.18	1.023	12:35:28.211
11 -	36.719	106.8	1:11.559	71.6	1:48.278	69.82	1.587	12:37:16.489
12 -	37.420	106.0	1:12.006	71.3	1:49.426	69.08	2.735	12:39:05.915

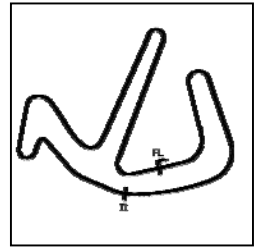
P3		20 C		Mark LEVERETT		Lotus Elan S4		
IDEAL LAP TIME : 1:46.866		BEST LAP TIME : 1:46.866		DIFFERENCE : 0.000				
LAP	SECTOR 1		SECTOR 2		LAP TIME	MPH	DIFF	TIME OF DAY
1 -		97.5	1:13.110	72.1	1:56.265	65.02	9.399	12:19:22.648
2 -	37.055	110.7	1:11.162	71.5	1:48.217	69.85	1.351	12:21:10.865
3 -	36.756	108.7	1:10.285	71.4	1:47.041 (2)	70.62	0.175	12:22:57.906
4 -	36.650	111.6	1:10.216	72.8	1:46.866 (1)	70.74		12:24:44.772
5 -	36.795	109.8	1:10.341	72.5	1:47.136 (3)	70.56	0.270	12:26:31.908
6 -	36.709	110.1	1:10.916	71.6	1:47.625	70.24	0.759	12:28:19.533
7 -	37.100	109.2	1:11.678	70.9	1:48.778	69.49	1.912	12:30:08.311
8 -	37.702	107.7	1:11.670	69.3	1:49.372	69.12	2.506	12:31:57.683
9 -	37.416	106.6	1:12.256	68.0	1:49.672	68.93	2.806	12:33:47.355
10 -	38.266	103.2	1:13.814	69.3	1:52.080	67.45	5.214	12:35:39.435
11 -	37.723	105.5	1:14.294	67.2	1:52.017	67.48	5.151	12:37:31.452
12 -	37.717	104.5	1:12.494	67.4	1:50.211	68.59	3.345	12:39:21.663

Weather / Track : Cloudy / Dry

Anglesey International GP
Circuit Length = 2.1000 miles
Start: 12:17 Flag 12:38 End: 12:40

HSCC 70's Road Sports

RACE 13 - SECTOR ANALYSIS



SECTOR 1 = FL to I1, SECTOR 2 = I1 to FL, DIFF = Difference To Personal Best Lap, P = Crossed Finish Line in Pit Lane, D = Time Disallowed

P4 131 A		Mark BENNETT			MGB GT V8			
IDEAL LAP TIME : 1:47.963		BEST LAP TIME : 1:48.102			DIFFERENCE : 0.139			
LAP	SECTOR 1		SECTOR 2		LAP TIME	MPH	DIFF	TIME OF DAY
1 -		102.7	1:13.314	72.7	1:57.583	64.29	9.481	12:19:23.966
2 -	37.268	109.6	1:12.293	71.6	1:49.561	69.00	1.459	12:21:13.527
3 -	37.270	108.7	1:12.140	72.7	1:49.410	69.09	1.308	12:23:02.937
4 -	37.238	109.1	1:11.979	71.6	1:49.217	69.21	1.115	12:24:52.154
5 -	36.742	111.8	1:11.360	72.5	1:48.102 (1)	69.93		12:26:40.256
6 -	36.603	111.4	1:11.939	72.5	1:48.542 (3)	69.65	0.440	12:28:28.798
7 -	36.904	108.9	1:11.825	72.5	1:48.729	69.53	0.627	12:30:17.527
8 -	37.661	108.9	1:11.589	72.0	1:49.250	69.19	1.148	12:32:06.777
9 -	36.784	108.0	1:11.438	72.4	1:48.222 (2)	69.85	0.120	12:33:54.999
10 -	36.721	110.0	1:11.918	72.7	1:48.639	69.58	0.537	12:35:43.638
11 -	37.246	106.1	1:11.768	71.9	1:49.014	69.34	0.912	12:37:32.652
12 -	37.282	107.0	1:12.001	72.6	1:49.283	69.17	1.181	12:39:21.935

P5 96 I		Antony ROSS			Alfa Romeo 1750 Spider Veloce			
IDEAL LAP TIME : 1:48.546		BEST LAP TIME : 1:48.758			DIFFERENCE : 0.212			
LAP	SECTOR 1		SECTOR 2		LAP TIME	MPH	DIFF	TIME OF DAY
1 -		97.9	1:12.891	69.0	1:56.877	64.68	8.119	12:19:23.260
2 -	37.529	101.2	1:12.116	69.0	1:49.645	68.94	0.887	12:21:12.905
3 -	37.807	102.6	1:11.658	69.2	1:49.465	69.06	0.707	12:23:02.370
4 -	37.824	101.9	1:11.432	68.9	1:49.256 (3)	69.19	0.498	12:24:51.626
5 -	37.374	102.7	1:12.030	69.3	1:49.404	69.10	0.646	12:26:41.030
6 -	37.114	102.4	1:12.458	69.3	1:49.572	68.99	0.814	12:28:30.602
7 -	37.735	101.2	1:11.604	68.6	1:49.339	69.14	0.581	12:30:19.941
8 -	37.265	101.3	1:11.643	68.4	1:48.908 (2)	69.41	0.150	12:32:08.849
9 -	37.324	100.6	1:11.940	69.1	1:49.264	69.19	0.506	12:33:58.113
10 -	37.448	100.7	1:12.582	67.4	1:50.030	68.70	1.272	12:35:48.143
11 -	37.725	99.8	1:12.529	68.2	1:50.254	68.56	1.496	12:37:38.397
12 -	37.169	101.2	1:11.589	67.8	1:48.758 (1)	69.51		12:39:27.155

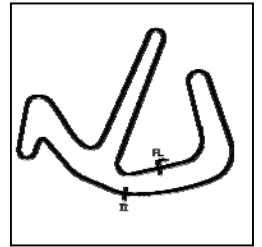
P6 2 A		Adam BAGNALL			Jaguar E-type S2 FHC			
IDEAL LAP TIME : 1:48.358		BEST LAP TIME : 1:48.399			DIFFERENCE : 0.041			
LAP	SECTOR 1		SECTOR 2		LAP TIME	MPH	DIFF	TIME OF DAY
1 -		110.0	1:12.587	73.8	1:54.390	66.08	5.991	12:19:20.773
2 -	36.874	116.1	1:14.382	74.1	1:51.256	67.95	2.857	12:21:12.029
3 -	37.468	115.1	1:12.218	73.1	1:49.686	68.92	1.287	12:23:01.715
4 -	37.110	114.7	1:11.958	74.6	1:49.068	69.31	0.669	12:24:50.783
5 -	37.003	114.7	1:11.509	74.4	1:48.512 (2)	69.66	0.113	12:26:39.295
6 -	36.876	114.7	1:11.816	74.0	1:48.692 (3)	69.55	0.293	12:28:27.987
7 -	36.915	114.3	1:11.484	75.9	1:48.399 (1)	69.74		12:30:16.386
8 -	37.134	114.9	1:11.721	73.7	1:48.855	69.45	0.456	12:32:05.241
9 -	37.233	114.7	1:11.733	74.1	1:48.966	69.37	0.567	12:33:54.207
10 -	36.906	114.9	1:24.215	71.8	2:01.121	62.41	12.722	12:35:55.328
11 -	37.258	115.1	1:12.455	72.4	1:49.713	68.90	1.314	12:37:45.041
12 -	37.180	114.7	1:11.820	74.3	1:49.000	69.35	0.601	12:39:34.041

Weather / Track : Cloudy / Dry

Anglesey International GP
 Circuit Length = 2.1000 miles
 Start: 12:17 Flag 12:38 End: 12:40

HSCC 70's Road Sports

RACE 13 - SECTOR ANALYSIS



SECTOR 1 = FL to I1, SECTOR 2 = I1 to FL, DIFF = Difference To Personal Best Lap, P = Crossed Finish Line in Pit Lane, D = Time Disallowed

P7		68 D		Jon WAGSTAFF		Alfa Romeo GTV		
IDEAL LAP TIME : 1:52.000		BEST LAP TIME : 1:52.266		DIFFERENCE : 0.266				
LAP	SECTOR 1		SECTOR 2		LAP TIME	MPH	DIFF	TIME OF DAY
1 -		96.5	1:16.365	65.4	2:02.199	61.86	9.933	12:19:28.582
2 -	38.525	100.7	1:15.036	64.3	1:53.561	66.57	1.295	12:21:22.143
3 -	38.471	99.8	1:14.957	65.5	1:53.428	66.65	1.162	12:23:15.571
4 -	38.606	99.2	1:14.851	64.3	1:53.457	66.63	1.191	12:25:09.028
5 -	38.441	101.5	1:14.949	64.5	1:53.390	66.67	1.124	12:27:02.418
6 -	38.418	101.6	1:15.837	64.5	1:54.255	66.16	1.989	12:28:56.673
7 -	38.916	99.7	1:13.898	65.0	1:52.814	67.01	0.548	12:30:49.487
8 -	38.174	101.3	1:14.123	65.4	1:52.297 (3)	67.32	0.031	12:32:41.784
9 -	38.331	102.1	1:13.949	65.2	1:52.280 (2)	67.33	0.014	12:34:34.064
10 -	38.102	102.9	1:14.164	64.9	1:52.266 (1)	67.34		12:36:26.330
11 -	38.268	101.6	1:14.037	64.5	1:52.305	67.31	0.039	12:38:18.635
12 -	38.354	100.9	1:14.571	65.2	1:52.925	66.94	0.659	12:40:11.560

P8		92 D		Brian JARVIS		Porsche 924		
IDEAL LAP TIME : 1:52.431		BEST LAP TIME : 1:52.629		DIFFERENCE : 0.198				
LAP	SECTOR 1		SECTOR 2		LAP TIME	MPH	DIFF	TIME OF DAY
1 -		97.9	1:16.701	63.7	2:02.968	61.47	10.339	12:19:29.351
2 -	38.970	100.0	1:14.794	63.5	1:53.764	66.45	1.135	12:21:23.115
3 -	38.481	101.9	1:14.806	64.4	1:53.287	66.73	0.658	12:23:16.402
4 -	38.404	101.8	1:14.612	64.0	1:53.016	66.89	0.387	12:25:09.418
5 -	38.413	103.0	1:15.139	63.2	1:53.552	66.57	0.923	12:27:02.970
6 -	38.026	103.5	1:16.442	62.7	1:54.468	66.04	1.839	12:28:57.438
7 -	38.301	99.7	1:14.405	62.6	1:52.706 (2)	67.07	0.077	12:30:50.144
8 -	38.359	100.7	1:14.758	61.2	1:53.117	66.83	0.488	12:32:43.261
9 -	38.192	100.4	1:14.782	63.3	1:52.974	66.91	0.345	12:34:36.235
10 -	38.158	102.1	1:14.471	64.5	1:52.629 (1)	67.12		12:36:28.864
11 -	38.407	101.6	1:14.480	63.0	1:52.887 (3)	66.96	0.258	12:38:21.751
12 -	38.506	101.0	1:14.775	61.9	1:53.281	66.73	0.652	12:40:15.032

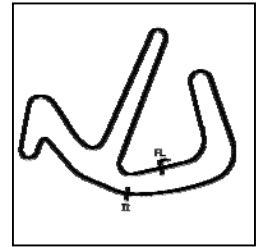
P9		101 I		Peter BOWYER		MGB Roadster		
IDEAL LAP TIME : 1:52.313		BEST LAP TIME : 1:52.313		DIFFERENCE : 0.000				
LAP	SECTOR 1		SECTOR 2		LAP TIME	MPH	DIFF	TIME OF DAY
1 -		99.7	1:16.086	65.4	2:01.499	62.22	9.186	12:19:27.882
2 -	38.443	100.9	1:14.807	65.6	1:53.250	66.75	0.937	12:21:21.132
3 -	38.383	100.3	1:15.595	65.4	1:53.978	66.32	1.665	12:23:15.110
4 -	38.384	100.9	1:15.001	65.0	1:53.385	66.67	1.072	12:25:08.495
5 -	38.530	101.3	1:14.874	64.6	1:53.404	66.66	1.091	12:27:01.899
6 -	38.641	99.2	1:15.588	64.4	1:54.229	66.18	1.916	12:28:56.128
7 -	39.834	95.7	1:15.588	65.3	1:55.422	65.49	3.109	12:30:51.550
8 -	38.278	101.2	1:15.025	65.3	1:53.303	66.72	0.990	12:32:44.853
9 -	38.115	101.2	1:14.198	65.3	1:52.313 (1)	67.31		12:34:37.166
10 -	38.210	101.3	1:14.378	64.7	1:52.588 (2)	67.14	0.275	12:36:29.754
11 -	38.550	102.1	1:14.625	64.9	1:53.175 (3)	66.79	0.862	12:38:22.929
12 -	38.676	101.2	1:14.556	64.4	1:53.232	66.76	0.919	12:40:16.161

Weather / Track : Cloudy / Dry

Anglesey International GP
 Circuit Length = 2.1000 miles
 Start: 12:17 Flag 12:38 End: 12:40

HSCC 70's Road Sports

RACE 13 - SECTOR ANALYSIS



SECTOR 1 = FL to I1, SECTOR 2 = I1 to FL, DIFF = Difference To Personal Best Lap, P = Crossed Finish Line in Pit Lane, D = Time Disallowed

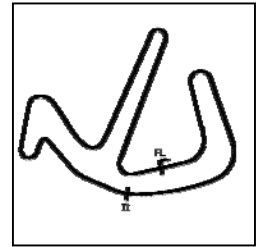
P10		28 D		Simon BAINES		Porsche 924		
IDEAL LAP TIME : 1:54.745		BEST LAP TIME : 1:54.853		DIFFERENCE : 0.108				
LAP	SECTOR 1	SECTOR 2	LAP TIME	MPH	DIFF	TIME OF DAY		
1 -		96.8	1:18.235	62.8	2:04.861	60.54	10.008	12:19:31.244
2 -	39.551	95.1	1:15.966	63.3	1:55.517	65.44	0.664	12:21:26.761
3 -	39.363	95.8	1:16.208	63.4	1:55.571	65.41	0.718	12:23:22.332
4 -	38.858	96.8	1:16.103	62.6	1:54.961 (2)	65.76	0.108	12:25:17.293
5 -	39.434	96.4	1:17.470	63.8	1:56.904	64.66	2.051	12:27:14.197
6 -	39.102	97.3	1:16.144	63.4	1:55.246 (3)	65.59	0.393	12:29:09.443
7 -	38.966	96.6	1:15.887	64.5	1:54.853 (1)	65.82		12:31:04.296
8 -	39.249	96.5	1:16.765	64.0	1:56.014	65.16	1.161	12:33:00.310
9 -	39.333	97.9	1:16.051	64.3	1:55.384	65.52	0.531	12:34:55.694
10 -	39.085	97.2	1:16.363	64.4	1:55.448	65.48	0.595	12:36:51.142
11 -	39.111	97.8	1:16.576	63.7	1:55.687	65.34	0.834	12:38:46.829
12 -	39.371	97.1	1:17.524	62.4	1:56.895	64.67	2.042	12:40:43.724

P11		77 D		Simon HOLMESMITH		Alfa Romeo 2000 GTV		
IDEAL LAP TIME : 1:54.720		BEST LAP TIME : 1:54.976		DIFFERENCE : 0.256				
LAP	SECTOR 1	SECTOR 2	LAP TIME	MPH	DIFF	TIME OF DAY		
1 -		94.3	1:18.751	64.0	2:07.222	59.42	12.246	12:19:33.605
2 -	40.090	95.8	1:17.953	63.4	1:58.043	64.04	3.067	12:21:31.648
3 -	40.215	94.6	1:17.184	63.3	1:57.399	64.39	2.423	12:23:29.047
4 -	39.942	93.2	1:16.842	63.7	1:56.784	64.73	1.808	12:25:25.831
5 -	39.604	97.2	1:15.980	64.8	1:55.584	65.40	0.608	12:27:21.415
6 -	39.306	93.4	1:16.730	65.7	1:56.036	65.15	1.060	12:29:17.451
7 -	39.460	97.2	1:16.111	65.6	1:55.571 (3)	65.41	0.595	12:31:13.022
8 -	39.459	97.1	1:16.342	63.4	1:55.801	65.28	0.825	12:33:08.823
9 -	39.420	94.9	1:15.556	64.2	1:54.976 (1)	65.75		12:35:03.799
10 -	39.164	96.0	1:16.105	63.4	1:55.269 (2)	65.58	0.293	12:36:59.068
11 -	39.345	95.5	1:17.008	64.0	1:56.353	64.97	1.377	12:38:55.421

P12		7 E		David TOMKINSON		Triumph Spitfire		
IDEAL LAP TIME : 1:54.916		BEST LAP TIME : 1:55.033		DIFFERENCE : 0.117				
LAP	SECTOR 1	SECTOR 2	LAP TIME	MPH	DIFF	TIME OF DAY		
1 -		95.7	1:18.417	63.7	2:05.721	60.13	10.688	12:19:32.104
2 -	40.322	94.5	1:16.657	64.0	1:56.979	64.62	1.946	12:21:29.083
3 -	40.496	94.9	1:17.002	63.7	1:57.498	64.34	2.465	12:23:26.581
4 -	41.509	94.2	1:16.443	64.2	1:57.952	64.09	2.919	12:25:24.533
5 -	40.176	95.3	1:15.716	64.2	1:55.892 (3)	65.23	0.859	12:27:20.425
6 -	39.932	94.7	1:15.969	64.5	1:55.901	65.22	0.868	12:29:16.326
7 -	39.983	95.8	1:16.064	64.5	1:56.047	65.14	1.014	12:31:12.373
8 -	40.169	90.5	1:16.810	64.1	1:56.979	64.62	1.946	12:33:09.352
9 -	39.774	96.6	1:15.535	64.9	1:55.309 (2)	65.56	0.276	12:35:04.661
10 -	39.646	96.6	1:15.387	64.2	1:55.033 (1)	65.72		12:36:59.694
11 -	39.529	97.5	1:16.610	61.5	1:56.139	65.09	1.106	12:38:55.833

HSCC 70's Road Sports

RACE 13 - SECTOR ANALYSIS



SECTOR 1 = FL to I1, SECTOR 2 = I1 to FL, DIFF = Difference To Personal Best Lap, P = Crossed Finish Line in Pit Lane, D = Time Disallowed

P13 44 B		Tom OWEN			Datsun 240Z			
IDEAL LAP TIME : 1:55.448		BEST LAP TIME : 1:55.921			DIFFERENCE : 0.473			
LAP	SECTOR 1		SECTOR 2		LAP TIME	MPH	DIFF	TIME OF DAY
1 -		89.1	1:19.599	65.1	2:10.433	57.96	14.512	12:19:36.816
2 -	40.089	92.9	1:19.310	66.2	1:59.399	63.31	3.478	12:21:36.215
3 -	40.078	92.4	1:18.099	67.4	1:58.177	63.97	2.256	12:23:34.392
4 -	40.058	93.8	1:18.165	63.6	1:58.223	63.94	2.302	12:25:32.615
5 -	40.842	93.7	1:16.351	67.9	1:57.193	64.50	1.272	12:27:29.808
6 -	40.326	93.8	1:17.307	64.4	1:57.633	64.26	1.712	12:29:27.441
7 -	39.412	93.7	1:17.097	62.4	1:56.509 (3)	64.88	0.588	12:31:23.950
8 -	39.712	96.9	1:16.209	65.1	1:55.921 (1)	65.21		12:33:19.871
9 -	40.063	92.8	1:16.335	64.2	1:56.398 (2)	64.94	0.477	12:35:16.269
10 -	41.071	93.8	1:16.036	66.1	1:57.107	64.55	1.186	12:37:13.376
11 -	41.784	89.3	1:16.052	68.4	1:57.836	64.15	1.915	12:39:11.212

P14 76 D		David ERWIN			Alfa Romeo 2000 GTV			
IDEAL LAP TIME : 1:57.963		BEST LAP TIME : 1:57.978			DIFFERENCE : 0.015			
LAP	SECTOR 1		SECTOR 2		LAP TIME	MPH	DIFF	TIME OF DAY
1 -		92.0	1:19.566	63.3	2:09.327	58.45	11.349	12:19:35.710
2 -	40.412	95.0	1:18.399	63.2	1:58.811	63.63	0.833	12:21:34.521
3 -	40.294	95.3	1:17.684	64.3	1:57.978 (1)	64.07		12:23:32.499
4 -	40.343	89.3	1:20.180	61.9	2:00.523	62.72	2.545	12:25:33.022
5 -	41.370	93.5	1:20.614	63.7	2:01.984	61.97	4.006	12:27:35.006
6 -	40.684	92.0	1:18.168	63.6	1:58.852	63.60	0.874	12:29:33.858
7 -	40.691	92.1	1:17.736	63.4	1:58.427 (2)	63.83	0.449	12:31:32.285
8 -	40.316	92.3	1:18.290	63.8	1:58.606 (3)	63.74	0.628	12:33:30.891
9 -	40.582	94.1	1:19.190	63.9	1:59.772	63.11	1.794	12:35:30.663
10 -	40.279	91.8	1:18.587	63.2	1:58.866	63.60	0.888	12:37:29.529
11 -	41.143	91.8	1:19.160	61.3	2:00.303	62.84	2.325	12:39:29.832

P15 34 D		Justin WILSON			Alfa Romeo Bertone			
IDEAL LAP TIME : 1:58.472		BEST LAP TIME : 1:58.559			DIFFERENCE : 0.087			
LAP	SECTOR 1		SECTOR 2		LAP TIME	MPH	DIFF	TIME OF DAY
1 -		91.6	1:18.935	61.7	2:08.220	58.96	9.661	12:19:34.603
2 -	40.547	95.1	1:18.153	64.2	1:58.700 (2)	63.68	0.141	12:21:33.303
3 -	40.319	91.0	1:18.240	61.7	1:58.559 (1)	63.76		12:23:31.862
4 -	40.736	91.0	1:19.494	60.0	2:00.230 (3)	62.87	1.671	12:25:32.092
5 -	42.647	88.0	1:19.619	61.5	2:02.266	61.83	3.707	12:27:34.358
6 -	42.886	83.0	1:20.009	60.6	2:02.895	61.51	4.336	12:29:37.253
7 -	41.921	90.1	1:19.392	61.9	2:01.313	62.31	2.754	12:31:38.566
8 -	42.402	86.4	1:22.834	61.6	2:05.236	60.36	6.677	12:33:43.802
9 -	42.331	82.8	1:21.903	59.8	2:04.234	60.85	5.675	12:35:48.036
10 -	42.160	89.8	1:21.261	61.2	2:03.421	61.25	4.862	12:37:51.457
11 -	41.937	87.8	1:20.088	61.5	2:02.025	61.95	3.466	12:39:53.482

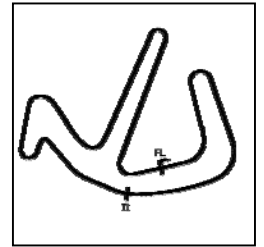
P16 98 A		Kevin KIVLOCHAN			Morgan Plus 8			
IDEAL LAP TIME : 1:45.649		BEST LAP TIME : 1:45.779			DIFFERENCE : 0.130			
LAP	SECTOR 1		SECTOR 2		LAP TIME	MPH	DIFF	TIME OF DAY
1 -		107.7	1:10.396	75.2	1:51.167	68.00	5.388	12:19:17.550
2 -	36.072	110.0	1:10.085	76.3	1:46.157 (2)	71.21	0.378	12:21:03.707
3 -	36.443	112.5	1:09.770	76.6	1:46.213 (3)	71.17	0.434	12:22:49.920
4 -	36.202	112.0	1:09.577	76.1	1:45.779 (1)	71.46		12:24:35.699
5 -	36.414	112.7	1:10.246	76.1	1:46.660	70.87	0.881	12:26:22.359
6 -	36.702	110.3	1:09.909	75.7	1:46.611	70.91	0.832	12:28:08.970
7 -	36.531	111.6	1:09.983	76.0	1:46.514	70.97	0.735	12:29:55.484

Weather / Track : Cloudy / Dry

Anglesey International GP
Circuit Length = 2.1000 miles
Start: 12:17 Flag 12:38 End: 12:40

HSCC 70's Road Sports

RACE 13 - SECTOR ANALYSIS



SECTOR 1 = FL to I1, SECTOR 2 = I1 to FL, DIFF = Difference To Personal Best Lap, P = Crossed Finish Line in Pit Lane, D = Time Disallowed

P17		71 C		Jim DEAN		Lotus Elan S4		
IDEAL LAP TIME : 1:47.812		BEST LAP TIME : 1:47.855		DIFFERENCE : 0.043				
LAP	SECTOR 1		SECTOR 2		LAP TIME	MPH	DIFF	TIME OF DAY
1 -		105.0	1:12.542	75.5	1:55.430	65.49	7.575	12:19:21.813
2 -	38.051	100.9	1:11.902	72.1	1:49.953	68.75	2.098	12:21:11.766
3 -	37.466	102.6	1:10.389	74.9	1:47.855 (1)	70.09		12:22:59.621
4 -	37.470	107.3	1:11.108	73.4	1:48.578 (2)	69.62	0.723	12:24:48.199
5 -	37.423	107.3	1:11.648	72.6	1:49.071 (3)	69.31	1.216	12:26:37.270
6 -	38.395	102.7	IN PIT		2:14.944 P	56.02	27.089	12:28:52.214

Weather / Track : Cloudy / Dry

Results can be found at www.tsl-timing.com

Page 6 of 6

Anglesey International GP
 Circuit Length = 2.1000 miles
 Start: 12:17 Flag 12:38 End: 12:40

Printed - 12:43 Sunday, 14 July 2019

HSCC 70's Road Sports

RACE 13 - BEST SECTORS

SECTOR 1			SECTOR 2			IDEAL / BEST COMPARISON						
POS	NO	NAME	TIME	NO	NAME	TIME	POS	NO	NAME	IDEAL	BEST	DIFF
									PERFECT LAP	1:45.649		
1	98	KIVLOCHAN	36.072	98	KIVLOCHAN	1:09.577	1	98	KIVLOCHAN	1:45.649	1:45.779	0.130
2	1	CLARK	36.146	1	CLARK	1:09.967	2	1	CLARK	1:46.113	1:46.407	0.294
3	30	WILLIAMS	36.276	20	LEVERETT	1:10.216	3	30	WILLIAMS	1:46.631	1:46.691	0.060
4	131	BENNETT	36.603	30	WILLIAMS	1:10.355	4	20	LEVERETT	1:46.866	1:46.866	0.000
5	20	LEVERETT	36.650	71	DEAN	1:10.389	5	71	DEAN	1:47.812	1:47.855	0.043
6	2	BAGNALL	36.874	131	BENNETT	1:11.360	6	131	BENNETT	1:47.963	1:48.102	0.139
7	96	ROSS	37.114	96	ROSS	1:11.432	7	2	BAGNALL	1:48.358	1:48.399	0.041
8	71	DEAN	37.423	2	BAGNALL	1:11.484	8	96	ROSS	1:48.546	1:48.758	0.212
9	92	JARVIS	38.026	68	WAGSTAFF	1:13.898	9	68	WAGSTAFF	1:52.000	1:52.266	0.266
10	68	WAGSTAFF	38.102	101	BOWYER	1:14.198	10	101	BOWYER	1:52.313	1:52.313	0.000
11	101	BOWYER	38.115	92	JARVIS	1:14.405	11	92	JARVIS	1:52.431	1:52.629	0.198
12	28	BAINES	38.858	7	TOMKINSON	1:15.387	12	77	HOLMESMITH	1:54.720	1:54.976	0.256
13	77	HOLMESMITH	39.164	77	HOLMESMITH	1:15.556	13	28	BAINES	1:54.745	1:54.853	0.108
14	44	OWEN	39.412	28	BAINES	1:15.887	14	7	TOMKINSON	1:54.916	1:55.033	0.117
15	7	TOMKINSON	39.529	44	OWEN	1:16.036	15	44	OWEN	1:55.448	1:55.921	0.473
16	76	ERWIN	40.279	76	ERWIN	1:17.684	16	76	ERWIN	1:57.963	1:57.978	0.015
17	34	WILSON	40.319	34	WILSON	1:18.153	17	34	WILSON	1:58.472	1:58.559	0.087

Weather / Track : Cloudy / Dry

Results can be found at www.tsl-timing.com

Anglesey International GP
 Circuit Length = 2.1000 miles
 Start: 12:17 Flag 12:38 End: 12:40

Printed - 12:44 Sunday, 14 July 2019

HSCC 70's Road Sports

RACE 13 - BEST SPEEDS

POS	INTERMEDIATE 1			INTERMEDIATE 2			FINISH LINE		
	NO	NAME	MPH	NO	NAME	MPH	NO	NAME	MPH
1	2	BAGNALL	116.1				98	KIVLOCHAN	76.6
2	98	KIVLOCHAN	112.7				2	BAGNALL	75.9
3	1	CLARK	112.5				71	DEAN	75.5
4	131	BENNETT	111.8				30	WILLIAMS	72.9
5	30	WILLIAMS	111.6				20	LEVERETT	72.8
6	20	LEVERETT	111.6				131	BENNETT	72.7
7	71	DEAN	107.3				1	CLARK	71.6
8	92	JARVIS	103.5				96	ROSS	69.3
9	68	WAGSTAFF	102.9				44	OWEN	68.4
10	96	ROSS	102.7				77	HOLMESMITH	65.7
11	101	BOWYER	102.1				101	BOWYER	65.6
12	28	BAINES	97.9				68	WAGSTAFF	65.5
13	7	TOMKINSON	97.5				7	TOMKINSON	64.9
14	77	HOLMESMITH	97.2				92	JARVIS	64.5
15	44	OWEN	96.9				28	BAINES	64.5
16	76	ERWIN	95.3				76	ERWIN	64.3
17	34	WILSON	95.1				34	WILSON	64.2

Weather / Track : Cloudy / Dry

Results can be found at www.tsl-timing.com

Anglesey International GP
 Circuit Length = 2.1000 miles
 Start: 12:17 Flag 12:38 End: 12:40

Printed - 12:44 Sunday, 14 July 2019

HSCC 70's Road Sports

RACE 13 - STATISTICS

Competitors Started 17
Planned Start 2019-07-14 @ 11:55:00.000
Actual Start 2019-07-14 @ 12:17:26.382
Finish Time 2019-07-14 @ 12:38:51.735
Track Length 2.1000mi.
Total Laps 188
Total Distance Covered 394.8000mi.

Session Fastest Lap History

NO	CL	NAME	LAP TIME	TIME OF DAY	LAP	VEHICLE
1	C	Jeremy CLARK	1:50.872	12:19:17.279	1	Lotus Elan S4
98	A	Kevin KIVLOCHAN	1:46.157	12:21:03.726	2	Morgan Plus 8
98	A	Kevin KIVLOCHAN	1:45.779	12:24:35.720	4	Morgan Plus 8

Session Leader History

NO	CL	NAME	FROM LAP	LAPS LED	DISTANCE	VEHICLE
1	C	Jeremy CLARK	1	1	2.10 miles	Lotus Elan S4
98	A	Kevin KIVLOCHAN	2	6	12.60 miles	Morgan Plus 8
1	C	Jeremy CLARK	8	5	10.50 miles	Lotus Elan S4

Flag History

TYPE	TIME OF DAY
GREEN	12:17:26.382
FINISH	12:38:51.735

Flag Statistics

TYPE	COUNT	TOTAL LAPS	TOTAL TIME
Green	1	12	23:27.265
Red	0	0	0.000
Safety Car	0	0	0.000
FCY	0	0	0.000

Weather / Track : Cloudy / Dry

These results are provisional until the conclusion of any judicial and technical matters.

Anglesey International GP
 Circuit Length = 2.1000 miles
 Start: 12:17 Flag 12:38 End: 12:40

Clerk Of Course : Julian Floyd	Timekeeper : Nick Palmer
--------------------------------	--------------------------

HSCC 70's Road Sports

RACE 13 - STATISTICS

CLASS : A

3 Starters

Fastest Lap History

NO	NAME	LAP TIME	TIME OF DAY	LAP	VEHICLE
98	Kevin KIVLOCHAN	1:51.167	12:19:17.569	1	Morgan Plus 8
98	Kevin KIVLOCHAN	1:46.157	12:21:03.726	2	Morgan Plus 8
98	Kevin KIVLOCHAN	1:45.779	12:24:35.720	4	Morgan Plus 8

Leader History

NO	NAME	FROM LAP	LAPS LED	DISTANCE	VEHICLE
98	Kevin KIVLOCHAN	1	7	14.70 miles	Morgan Plus 8
2	Adam BAGNALL	8	2	4.20 miles	Jaguar E-type S2 FHC
131	Mark BENNETT	10	3	6.30 miles	MGB GT V8

Weather / Track : Cloudy / Dry

These results are provisional until the conclusion of any judicial and technical matters.

Anglesey International GP
Circuit Length = 2.1000 miles
Start: 12:17 Flag 12:38 End: 12:40

Clerk Of Course : Julian Floyd	Timekeeper : Nick Palmer
--------------------------------	--------------------------

HSCC 70's Road Sports

RACE 13 - STATISTICS

CLASS : B

2 Starters

Fastest Lap History

NO	NAME	LAP TIME	TIME OF DAY	LAP	VEHICLE
30	John WILLIAMS	1:55.050	12:19:21.481	1	Porsche 911SC
30	John WILLIAMS	1:48.182	12:21:09.663	2	Porsche 911SC
30	John WILLIAMS	1:47.026	12:22:56.688	3	Porsche 911SC
30	John WILLIAMS	1:46.925	12:26:30.669	5	Porsche 911SC
30	John WILLIAMS	1:46.779	12:28:17.447	6	Porsche 911SC
30	John WILLIAMS	1:46.691	12:30:04.140	7	Porsche 911SC

Leader History

NO	NAME	FROM LAP	LAPS LED	DISTANCE	VEHICLE
30	John WILLIAMS	1	12	25.20 miles	Porsche 911SC

Weather / Track : Cloudy / Dry

These results are provisional until the conclusion of any judicial and technical matters.

Anglesey International GP

Circuit Length = 2.1000 miles

Start: 12:17 Flag 12:38 End: 12:40

Clerk Of Course : Julian Floyd

Timekeeper : Nick Palmer

HSCC 70's Road Sports

RACE 13 - STATISTICS

CLASS : C

3 Starters

Fastest Lap History

NO	NAME	LAP TIME	TIME OF DAY	LAP	VEHICLE
1	Jeremy CLARK	1:50.872	12:19:17.279	1	Lotus Elan S4
1	Jeremy CLARK	1:47.551	12:21:04.830	2	Lotus Elan S4
1	Jeremy CLARK	1:46.563	12:22:51.393	3	Lotus Elan S4
1	Jeremy CLARK	1:46.407	12:35:18.559	10	Lotus Elan S4

Leader History

NO	NAME	FROM LAP	LAPS LED	DISTANCE	VEHICLE
1	Jeremy CLARK	1	12	25.20 miles	Lotus Elan S4

Weather / Track : Cloudy / Dry

These results are provisional until the conclusion of any judicial and technical matters.

Anglesey International GP
Circuit Length = 2.1000 miles
Start: 12:17 Flag 12:38 End: 12:40

Clerk Of Course : Julian Floyd

Timekeeper : Nick Palmer

HSCC 70's Road Sports
RACE 13 - STATISTICS

CLASS : D

6 Starters

Fastest Lap History

NO	NAME	LAP TIME	TIME OF DAY	LAP	VEHICLE
68	Jon WAGSTAFF	2:02.199	12:19:28.649	1	Alfa Romeo GTV
68	Jon WAGSTAFF	1:53.561	12:21:22.210	2	Alfa Romeo GTV
68	Jon WAGSTAFF	1:53.428	12:23:15.637	3	Alfa Romeo GTV
92	Brian JARVIS	1:53.287	12:23:16.436	3	Porsche 924
92	Brian JARVIS	1:53.016	12:25:09.452	4	Porsche 924
68	Jon WAGSTAFF	1:52.814	12:30:49.554	7	Alfa Romeo GTV
92	Brian JARVIS	1:52.706	12:30:50.180	7	Porsche 924
68	Jon WAGSTAFF	1:52.297	12:32:41.850	8	Alfa Romeo GTV
68	Jon WAGSTAFF	1:52.280	12:34:34.132	9	Alfa Romeo GTV
68	Jon WAGSTAFF	1:52.266	12:36:26.397	10	Alfa Romeo GTV

Leader History

NO	NAME	FROM LAP	LAPS LED	DISTANCE	VEHICLE
68	Jon WAGSTAFF	1	12	25.20 miles	Alfa Romeo GTV

Weather / Track : Cloudy / Dry

These results are provisional until the conclusion of any judicial and technical matters.

Anglesey International GP
 Circuit Length = 2.1000 miles
 Start: 12:17 Flag 12:38 End: 12:40

Clerk Of Course : Julian Floyd	Timekeeper : Nick Palmer
--------------------------------	--------------------------

HSCC 70's Road Sports
RACE 13 - STATISTICS

CLASS : E

1 Starters

Fastest Lap History

NO	NAME	LAP TIME	TIME OF DAY	LAP	VEHICLE
7	David TOMKINSON	2:05.721	12:19:32.133	1	Triumph Spitfire
7	David TOMKINSON	1:56.979	12:21:29.113	2	Triumph Spitfire
7	David TOMKINSON	1:55.892	12:27:20.454	5	Triumph Spitfire
7	David TOMKINSON	1:55.309	12:35:04.690	9	Triumph Spitfire
7	David TOMKINSON	1:55.033	12:36:59.722	10	Triumph Spitfire

Leader History

NO	NAME	FROM LAP	LAPS LED	DISTANCE	VEHICLE
7	David TOMKINSON	1	11	23.10 miles	Triumph Spitfire

Weather / Track : Cloudy / Dry

These results are provisional until the conclusion of any judicial and technical matters.

Anglesey International GP
Circuit Length = 2.1000 miles
Start: 12:17 Flag 12:38 End: 12:40

Clerk Of Course : Julian Floyd		Timekeeper : Nick Palmer
--------------------------------	--	--------------------------

HSCC 70's Road Sports

RACE 13 - STATISTICS

CLASS : I

2 Starters

Fastest Lap History

NO	NAME	LAP TIME	TIME OF DAY	LAP	VEHICLE
96	Antony ROSS	1:56.877	12:19:23.293	1	Alfa Romeo 1750 Spider Veloce
96	Antony ROSS	1:49.645	12:21:12.937	2	Alfa Romeo 1750 Spider Veloce
96	Antony ROSS	1:49.465	12:23:02.402	3	Alfa Romeo 1750 Spider Veloce
96	Antony ROSS	1:49.256	12:24:51.658	4	Alfa Romeo 1750 Spider Veloce
96	Antony ROSS	1:48.908	12:32:08.882	8	Alfa Romeo 1750 Spider Veloce
96	Antony ROSS	1:48.758	12:39:27.188	12	Alfa Romeo 1750 Spider Veloce

Leader History

NO	NAME	FROM LAP	LAPS LED	DISTANCE	VEHICLE
96	Antony ROSS	1	12	25.20 miles	Alfa Romeo 1750 Spider Veloce

Weather / Track : Cloudy / Dry

These results are provisional until the conclusion of any judicial and technical matters.

Anglesey International GP

Circuit Length = 2.1000 miles

Start: 12:17 Flag 12:38 End: 12:40

Clerk Of Course : Julian Floyd

Timekeeper : Nick Palmer