



HSCC 70'S ROAD SPORTS

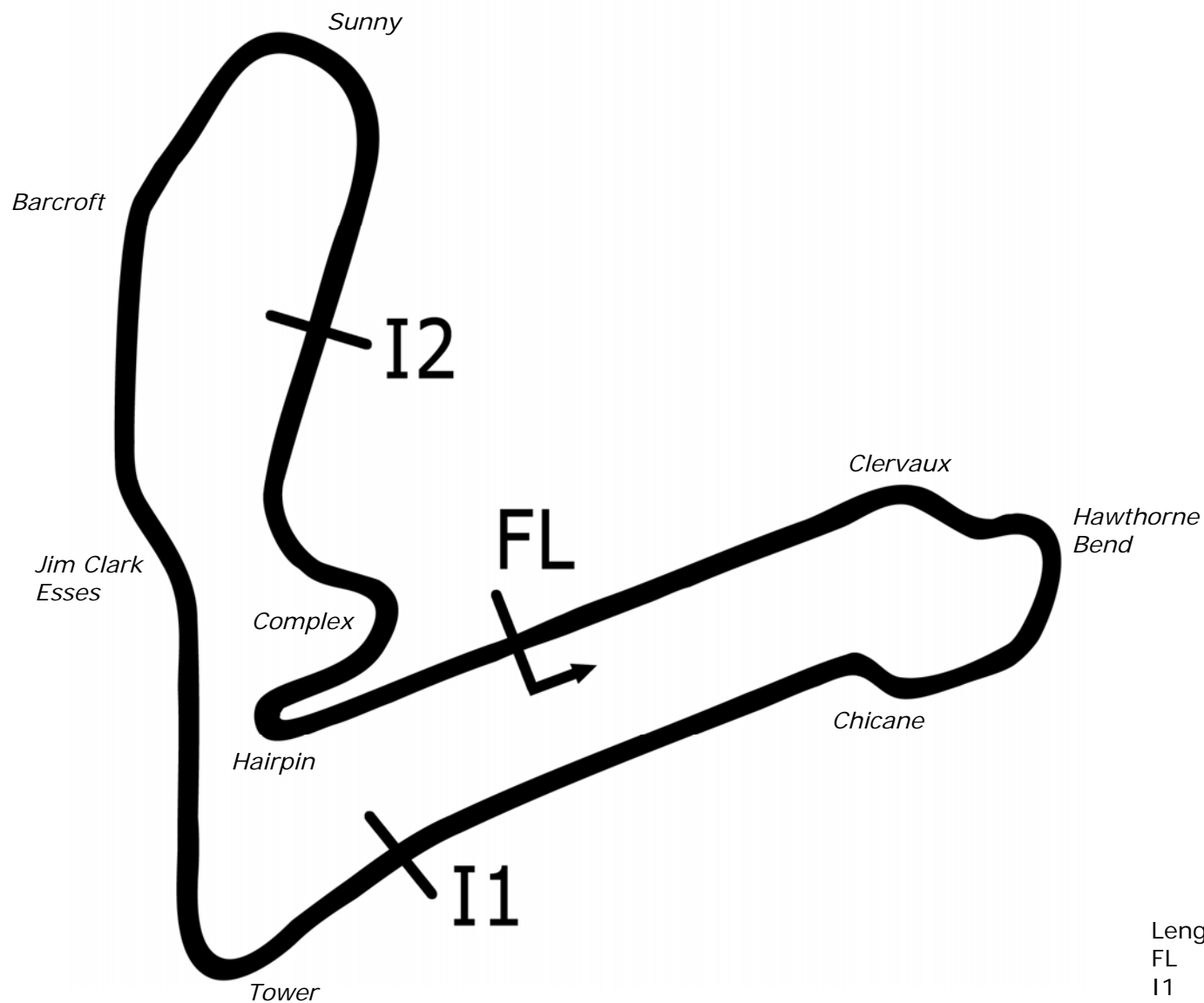
Croft Circuit

3rd / 4th August 2019



Results Provided by Timing Solutions Ltd
www.tsl-timing.com

Croft



Length	2.1250 miles	3419.9 m	
FL		54.45541 N	1.55556 W
I1	1088m	54.45396 N	1.55399 W
I2	2562m	54.45536 N	1.56054 W
Pit Entry	3280m	54.44542 N	1.55562 W
Pit Exit	126m after FL	54.45656 N	1.55518 W
Pit Entry–Pit Exit	268m, 16.0s @60kph,	12.0s @80kph	

All results available at www.tsl-timing.com

Sheet No:

Issue Time:



Croft Retro and Classic Weekend

HSCC 70's Road Sports

QUALIFYING - RACE 7 - CLASSIFICATION

POS	NO	CL	PIC NAME	ENTRY	TIME	ON	LAPS	GAP	DIFF	MPH
1	19	C	1 Will LEVERETT	Lotus Europa	1:37.986	5	7			78.07
2	98	A	1 Kevin KIVLOCHAN	Morgan Plus 8	1:38.297	7	8	0.311	0.311	77.82
3	1	C	2 Jeremy CLARK	Lotus Elan S4	1:38.693	5	8	0.707	0.396	77.51
4	20	C	3 Mark LEVERETT	Lotus Elan S4	1:39.887	7	8	1.901	1.194	76.58
5	30	B	1 John WILLIAMS	Porsche 911SC	1:40.256	2	6	2.270	0.369	76.30
6	11	C	4 Howard PAYNE	Lotus Europa TC	1:40.552	7	8	2.566	0.296	76.08
7	146	I	1 Tris SIMPSON	Ferrari 308 GT	1:42.054	3	8	4.068	1.502	74.96
8	45	I	2 Rupert ASHDOWN	Lotus Elan S1	1:42.355	8	8	4.369	0.301	74.74
9	2	A	2 Adam BAGNALL	Jaguar E-type S2 FHC	1:42.758	8	8	4.772	0.403	74.44
10	37	B	2 Nic STRONG	Marcos 3000GT	1:43.495	7	8	5.509	0.737	73.91
11	35	A	3 Robert GATE	Jaguar E-type	1:44.125	7	8	6.139	0.630	73.47
12	12	D	1 Neil BROWN	Lotus Eclat	1:47.331	6	8	9.345	3.206	71.27
13	14	C	5 Chris BAXTER	Lotus Seven S4	1:47.591	4	7	9.605	0.260	71.10
14	61	D	2 Lawrence ALEXANDER	Alfa Romeo GTV	1:47.729	6	7	9.743	0.138	71.01
15	57	D	3 Mark OLDFIELD	Porsche 924	1:47.931	4	7	9.945	0.202	70.87
16	68	D	4 Jon WAGSTAFF	Alfa Romeo GTV	1:48.097	3	7	10.111	0.166	70.77
17	6	I	3 Johan DENEKAMP	TVR Tuscan	1:48.223	2	6	10.237	0.126	70.68
18	28	D	5 Simon BAINES	Porsche 924	1:48.709	4	7	10.723	0.486	70.37
19	7	E	1 David TOMKINSON	Triumph Spitfire	1:48.793	3	7	10.807	0.084	70.31
20	34	D	6 Justin WILSON	Alfa Romeo Bertone	1:50.147	7	7	12.161	1.354	69.45
21	3	D	7 Peter CONNELL	Porsche 924	2:05.437	6	6	27.451	15.290	60.98
22	121	I	4 Adrian SMITH	Fiat X19	2:14.723	1	1	36.737	9.286	56.78

Weather / Track : Bright / Dry

These results are provisional until the conclusion of any judicial and technical matters.

Croft

Circuit Length = 2.1250 miles

Start: 12:08 Flag 12:23 End: 12:25

Clerk Of Course : Julian Floyd

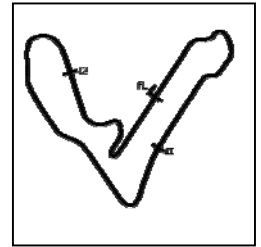
Steward :

Timekeeper : Nick Palmer

Croft Retro and Classic Weekend

HSCC 70's Road Sports

QUALIFYING - RACE 7 - SECTOR ANALYSIS



SECTOR 1 = FL to I1, SECTOR 2 = I1 to I2, SECTOR 3 = I2 to FL, DIFF = Difference To Personal Best Lap, P = Crossed Finish Line in Pit Lane, D = Time Disallowed

P1 19 C		Will LEVERETT					Lotus Europa				
IDEAL LAP TIME : 1:37.426		BEST LAP TIME : 1:37.986					DIFFERENCE : 0.560				
LAP	SECTOR 1		SECTOR 2		SECTOR 3		LAP TIME	MPH	DIFF	TIME OF DAY	
1 -	31.216	89.5	43.159	75.2	29.488	92.0	1:43.863	73.65	5.877	12:12:10.570	
2 -	30.105	106.6	40.575	89.3	27.758	91.7	1:38.438 (3)	77.71	0.452	12:13:49.008	
3 -	32.224	100.7	40.962	87.0	29.390	91.3	1:42.576	74.57	4.590	12:15:31.584	
4 -	30.184	108.9	41.581	87.8	28.600	91.1	1:40.365	76.22	2.379	12:17:11.949	
5 -	30.199	107.8	40.409	91.0	27.378	91.9	1:37.986 (1)	78.07		12:18:49.935	
6 -	30.155	110.3	40.536	91.0	27.564	91.5	1:38.255 (2)	77.85	0.269	12:20:28.190	
7 -	29.639	109.2	40.807	89.5	IN PIT		1:36.058 P	79.64		12:22:04.248	

P2 98 A		Kevin KIVLOCHAN					Morgan Plus 8				
IDEAL LAP TIME : 1:38.155		BEST LAP TIME : 1:38.297					DIFFERENCE : 0.142				
LAP	SECTOR 1		SECTOR 2		SECTOR 3		LAP TIME	MPH	DIFF	TIME OF DAY	
1 -	30.774	105.6	42.186	91.6	27.897	93.5	1:40.857	75.85	2.560	12:12:22.115	
2 -	30.249	107.5	41.266	92.5	27.182	93.9	1:38.697 (2)	77.51	0.400	12:14:00.812	
3 -	30.263	106.0	44.135	87.4	29.803	94.0	1:44.201	73.41	5.904	12:15:45.013	
4 -	30.252	106.3	51.787	68.7	30.801	93.4	1:52.840	67.79	14.543	12:17:37.853	
5 -	30.354	107.8	41.199	93.8	27.472	94.9	1:39.025 (3)	77.25	0.728	12:19:16.878	
6 -	31.403	105.1	43.023	89.2	29.663	94.2	1:44.089	73.49	5.792	12:21:00.967	
7 -	30.391	105.6	40.804	94.2	27.102	96.0	1:38.297 (1)	77.82		12:22:39.264	
8 -	31.233	107.2	42.031	93.9	29.094	89.0	1:42.358	74.73	4.061	12:24:21.622	

P3 1 C		Jeremy CLARK					Lotus Elan S4				
IDEAL LAP TIME : 1:37.977		BEST LAP TIME : 1:38.693					DIFFERENCE : 0.716				
LAP	SECTOR 1		SECTOR 2		SECTOR 3		LAP TIME	MPH	DIFF	TIME OF DAY	
1 -	30.809	106.8	40.791	90.6	28.341	92.0	1:39.941 (3)	76.54	1.248	12:12:17.868	
2 -	30.864	105.8	40.821	88.5	IN PIT		1:38.318 P	77.80		12:13:56.186	
3 -	OUTLAP	106.8	40.647	90.9	28.105	91.6	2:22.188	53.80	43.495	12:16:18.374	
4 -	31.362	107.7	41.753	90.3	27.855	91.7	1:40.970	75.76	2.277	12:17:59.344	
5 -	30.475	108.0	40.405	90.9	27.813	91.6	1:38.693 (1)	77.51		12:19:38.037	
6 -	30.413	108.5	40.861	90.6	27.615	91.5	1:38.889 (2)	77.36	0.196	12:21:16.926	
7 -	29.957	110.3	41.810	88.8	IN PIT		1:46.023 P	72.15	7.330	12:23:02.949	
8 -	OUTLAP	80.7	52.312	68.6	IN PIT		2:48.703 P	45.34	1:10.010	12:25:51.652	

P4 20 C		Mark LEVERETT					Lotus Elan S4				
IDEAL LAP TIME : 1:39.526		BEST LAP TIME : 1:39.887					DIFFERENCE : 0.361				
LAP	SECTOR 1		SECTOR 2		SECTOR 3		LAP TIME	MPH	DIFF	TIME OF DAY	
1 -	31.583	105.1	41.789	87.3	28.014	88.9	1:41.386	75.45	1.499	12:12:16.748	
2 -	30.939	105.8	41.240	87.9	28.954	86.6	1:41.133	75.64	1.246	12:13:57.881	
3 -	30.840	106.1	42.152	89.2	27.900	90.2	1:40.892	75.82	1.005	12:15:38.773	
4 -	30.386	108.5	41.906	89.7	28.340	90.7	1:40.632	76.02	0.745	12:17:19.405	
5 -	31.136	106.5	41.651	89.4	27.934	87.7	1:40.721	75.95	0.834	12:19:00.126	
6 -	30.832	107.3	41.303	88.4	28.082	88.0	1:40.217 (2)	76.33	0.330	12:20:40.343	
7 -	30.542	107.7	41.353	89.1	27.992	88.0	1:39.887 (1)	76.58		12:22:20.230	
8 -	30.943	108.4	41.263	89.4	28.103	87.3	1:40.309 (3)	76.26	0.422	12:24:00.539	

P5 30 B		John WILLIAMS					Porsche 911SC				
IDEAL LAP TIME : 1:40.152		BEST LAP TIME : 1:40.256					DIFFERENCE : 0.104				
LAP	SECTOR 1		SECTOR 2		SECTOR 3		LAP TIME	MPH	DIFF	TIME OF DAY	
1 -	31.297	105.0	42.686	86.2	28.813	87.3	1:42.796 (3)	74.42	2.540	12:12:08.537	
2 -	30.638	104.0	41.156	89.8	28.462	87.6	1:40.256 (1)	76.30		12:13:48.793	
3 -	41.074	65.5	55.499	60.1	30.966	88.7	2:07.539	59.98	27.283	12:15:56.332	
4 -	31.115	104.5	46.520	85.2	29.945	88.6	1:47.580	71.11	7.324	12:17:43.912	
5 -	30.808	104.8	41.223	89.8	28.358	88.1	1:40.389 (2)	76.20	0.133	12:19:24.301	
6 -	40.211	68.0	48.874	71.4	IN PIT		1:59.411 P	64.06	19.155	12:21:23.712	

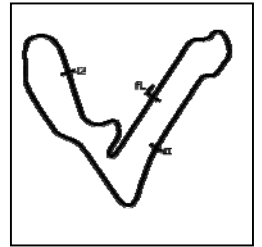
Weather / Track : Bright / Dry

Croft
Circuit Length = 2.1250 miles
Start: 12:08 Flag 12:23 End: 12:25

Croft Retro and Classic Weekend

HSCC 70's Road Sports

QUALIFYING - RACE 7 - SECTOR ANALYSIS



SECTOR 1 = FL to I1, SECTOR 2 = I1 to I2, SECTOR 3 = I2 to FL, DIFF = Difference To Personal Best Lap, P = Crossed Finish Line in Pit Lane, D = Time Disallowed

P6		11 C		Howard PAYNE			Lotus Europa TC				
IDEAL LAP TIME : 1:40.246		BEST LAP TIME : 1:40.552			DIFFERENCE : 0.306						
LAP	SECTOR 1		SECTOR 2		SECTOR 3		LAP TIME	MPH	DIFF	TIME OF DAY	
1 -	33.287	98.2	43.368	85.3	29.378	87.9	1:46.033	72.14	5.481	12:12:27.590	
2 -	32.269	99.7	43.113	87.6	28.474	86.4	1:43.856	73.66	3.304	12:14:11.446	
3 -	31.311	103.0	41.986	88.8	28.718	88.8	1:42.015	74.98	1.463	12:15:53.461	
4 -	30.928	104.5	42.070	86.3	29.000	88.5	1:41.998 (3)	75.00	1.446	12:17:35.459	
5 -	30.695	105.6	41.438	88.6	28.421	88.9	1:40.554 (2)	76.07	0.002	12:19:16.013	
6 -	30.856	104.6	42.369	88.3	28.847	88.7	1:42.072	74.94	1.520	12:20:58.085	
7 -	30.610	105.6	41.215	88.8	28.727	88.1	1:40.552 (1)	76.08		12:22:38.637	
8 -	30.849	105.1	42.717	85.2	29.783	74.8	1:43.349	74.02	2.797	12:24:21.986	

P7		146 I		Tris SIMPSON			Ferrari 308 GT				
IDEAL LAP TIME : 1:41.904		BEST LAP TIME : 1:42.054			DIFFERENCE : 0.150						
LAP	SECTOR 1		SECTOR 2		SECTOR 3		LAP TIME	MPH	DIFF	TIME OF DAY	
1 -	32.805	97.2	43.305	83.5	28.785	83.6	1:44.895	72.93	2.841	12:12:28.131	
2 -	33.462	88.4	45.232	77.7	29.167	83.7	1:47.861	70.92	5.807	12:14:15.992	
3 -	31.186	101.6	42.334	83.3	28.534	84.8	1:42.054 (1)	74.96		12:15:58.046	
4 -	33.841	96.5	44.611	75.2	30.468	84.3	1:48.920	70.23	6.866	12:17:46.966	
5 -	31.036	103.0	42.709	82.2	29.058	81.7	1:42.803 (2)	74.41	0.749	12:19:29.769	
6 -	32.041	100.9	42.812	83.8	28.842	82.6	1:43.695 (3)	73.77	1.641	12:21:13.464	
7 -	31.861	98.9	43.209	81.3	30.870	77.3	1:45.940	72.21	3.886	12:22:59.404	
8 -	32.716	93.2	43.607	80.9	30.735	63.0	1:47.058	71.45	5.004	12:24:46.462	

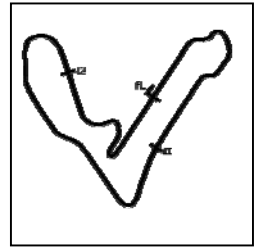
P8		45 I		Rupert ASHDOWN			Lotus Elan S1				
IDEAL LAP TIME : 1:41.883		BEST LAP TIME : 1:42.355			DIFFERENCE : 0.472						
LAP	SECTOR 1		SECTOR 2		SECTOR 3		LAP TIME	MPH	DIFF	TIME OF DAY	
1 -	33.961	103.0	45.474	89.7	28.677	91.6	1:48.112	70.76	5.757	12:12:39.582	
2 -	32.232	106.0	45.013	90.8	28.358	93.4	1:45.603	72.44	3.248	12:14:25.185	
3 -	31.680	107.3	43.631	90.5	28.303	93.7	1:43.614 (3)	73.83	1.259	12:16:08.799	
4 -	31.055	105.5	49.098	90.1	29.402	90.3	1:49.555	69.82	7.200	12:17:58.354	
5 -	33.469	97.5	46.183	89.4	28.567	93.4	1:48.219	70.69	5.864	12:19:46.573	
6 -	31.229	104.8	43.107	90.9	28.109	93.7	1:42.445 (2)	74.67	0.090	12:21:29.018	
7 -	31.464	105.0	42.948	91.1	29.514	93.9	1:43.926	73.61	1.571	12:23:12.944	
8 -	31.033	103.7	42.741	94.2	28.581	93.2	1:42.355 (1)	74.74		12:24:55.299	

P9		2 A		Adam BAGNALL			Jaguar E-type S2 FHC				
IDEAL LAP TIME : 1:42.236		BEST LAP TIME : 1:42.758			DIFFERENCE : 0.522						
LAP	SECTOR 1		SECTOR 2		SECTOR 3		LAP TIME	MPH	DIFF	TIME OF DAY	
1 -	31.281	111.8	43.311	89.2	28.905	94.0	1:43.497	73.91	0.739	12:12:12.166	
2 -	31.247	110.7	1:20.640	87.7	29.478	92.0	2:21.365	54.11	38.607	12:14:33.531	
3 -	31.745	109.2	43.401	92.5	28.937	93.1	1:44.083	73.49	1.325	12:16:17.614	
4 -	31.481	110.1	43.457	93.3	29.082	92.9	1:44.020	73.54	1.262	12:18:01.634	
5 -	31.049	111.2	42.914	93.7	29.437	91.9	1:43.400 (3)	73.98	0.642	12:19:45.034	
6 -	31.018	110.7	42.713	94.2	29.317	91.6	1:43.048 (2)	74.23	0.290	12:21:28.082	
7 -	31.153	110.0	43.195	92.5	29.207	94.6	1:43.555	73.87	0.797	12:23:11.637	
8 -	31.361	109.8	42.313	93.4	29.084	91.7	1:42.758 (1)	74.44		12:24:54.395	

Croft Retro and Classic Weekend

HSCC 70's Road Sports

QUALIFYING - RACE 7 - SECTOR ANALYSIS



SECTOR 1 = FL to I1, SECTOR 2 = I1 to I2, SECTOR 3 = I2 to FL, DIFF = Difference To Personal Best Lap, P = Crossed Finish Line in Pit Lane, D = Time Disallowed

P10 37 B		Nic STRONG					Marcos 3000GT				
IDEAL LAP TIME : 1:43.379		BEST LAP TIME : 1:43.495					DIFFERENCE : 0.116				
LAP	SECTOR 1		SECTOR 2		SECTOR 3		LAP TIME	MPH	DIFF	TIME OF DAY	
1 -	33.230	101.3	46.169	90.9	29.199	94.6	1:48.598	70.44	5.103	12:12:51.676	
2 -	32.737	106.1	46.065	92.0	29.128	95.6	1:47.930	70.88	4.435	12:14:39.606	
3 -	34.533	105.1	44.702	92.8	28.967	96.0	1:48.202	70.70	4.707	12:16:27.808	
4 -	31.921	104.5	45.284	92.1	28.807	95.7	1:46.012	72.16	2.517	12:18:13.820	
5 -	32.126	107.8	43.496	94.6	28.923	94.9	1:44.545 (3)	73.17	1.050	12:19:58.365	
6 -	31.772	110.3	44.181	92.4	28.284	95.6	1:44.237 (2)	73.39	0.742	12:21:42.602	
7 -	31.639	110.1	43.456	89.9	28.400	96.0	1:43.495 (1)	73.91		12:23:26.097	
8 -	32.547	109.6	44.265	88.0	28.478	96.5	1:45.290	72.65	1.795	12:25:11.387	

P11 35 A		Robert GATE					Jaguar E-type				
IDEAL LAP TIME : 1:43.979		BEST LAP TIME : 1:44.125					DIFFERENCE : 0.146				
LAP	SECTOR 1		SECTOR 2		SECTOR 3		LAP TIME	MPH	DIFF	TIME OF DAY	
1 -	33.595	99.4	44.881	87.2	28.993	90.3	1:47.469	71.18	3.344	12:13:06.166	
2 -	32.416	102.7	44.678	87.9	29.186	91.0	1:46.280	71.98	2.155	12:14:52.446	
3 -	32.976	106.6	44.455	87.7	28.396	91.7	1:45.827 (3)	72.28	1.702	12:16:38.273	
4 -	32.831	105.0	44.401	87.6	28.298	92.9	1:45.530 (2)	72.49	1.405	12:18:23.803	
5 -	32.836	104.2	44.726	90.0	28.527	93.4	1:46.089	72.11	1.964	12:20:09.892	
6 -	33.920	102.6	43.857	87.6	28.366	93.2	1:46.143	72.07	2.018	12:21:56.035	
7 -	32.524	103.2	43.598	89.2	28.003	93.7	1:44.125 (1)	73.47		12:23:40.160	
8 -	32.378	105.3	43.877	88.5	IN PIT		1:44.540 P	73.17	0.415	12:25:24.700	

P12 12 D		Neil BROWN					Lotus Eclat				
IDEAL LAP TIME : 1:46.790		BEST LAP TIME : 1:47.331					DIFFERENCE : 0.541				
LAP	SECTOR 1		SECTOR 2		SECTOR 3		LAP TIME	MPH	DIFF	TIME OF DAY	
1 -	34.581	97.8	45.540	81.3	29.754	78.9	1:49.875	69.62	2.544	12:12:50.676	
2 -	33.785	98.1	47.230	83.4	29.278	81.8	1:50.293	69.36	2.962	12:14:40.969	
3 -	34.595	98.6	45.054	83.1	29.221	81.8	1:48.870	70.26	1.539	12:16:29.839	
4 -	33.281	98.3	45.108	81.9	29.418	82.0	1:47.807	70.96	0.476	12:18:17.646	
5 -	33.270	98.3	45.075	83.0	29.149	82.4	1:47.494 (3)	71.16	0.163	12:20:05.140	
6 -	33.009	98.8	45.039	82.2	29.283	82.0	1:47.331 (1)	71.27		12:21:52.471	
7 -	33.315	97.3	44.838	82.1	29.215	81.6	1:47.368 (2)	71.25	0.037	12:23:39.839	
8 -	33.643	99.4	44.632	83.1	29.239	81.8	1:47.514	71.15	0.183	12:25:27.353	

P13 14 C		Chris BAXTER					Lotus Seven S4				
IDEAL LAP TIME : 1:46.295		BEST LAP TIME : 1:47.591					DIFFERENCE : 1.296				
LAP	SECTOR 1		SECTOR 2		SECTOR 3		LAP TIME	MPH	DIFF	TIME OF DAY	
1 -	32.878	98.8	45.232	83.8	31.300	75.5	1:49.410	69.92	1.819	12:13:34.663	
2 -	32.298	98.2	58.425	82.3	30.492	85.0	2:01.215	63.11	13.624	12:15:35.878	
3 -	32.878	98.9	48.380	85.4	29.723	88.7	1:50.981	68.93	3.390	12:17:26.859	
4 -	32.619	100.6	45.577	88.8	29.395	88.3	1:47.591 (1)	71.10		12:19:14.450	
5 -	33.871	91.8	45.992	88.4	29.533	88.6	1:49.396	69.93	1.805	12:21:03.846	
6 -	33.057	99.8	45.480	85.7	30.142	88.6	1:48.679 (3)	70.39	1.088	12:22:52.525	
7 -	32.370	100.9	45.118	87.9	30.967	86.7	1:48.455 (2)	70.53	0.864	12:24:40.980	

P14 61 D		Lawrence ALEXANDER					Alfa Romeo GTV				
IDEAL LAP TIME : 1:47.449		BEST LAP TIME : 1:47.729					DIFFERENCE : 0.280				
LAP	SECTOR 1		SECTOR 2		SECTOR 3		LAP TIME	MPH	DIFF	TIME OF DAY	
1 -	34.717	92.1	45.076	80.3	30.082	77.5	1:49.875	69.62	2.146	12:13:04.690	
2 -	34.097	90.1	46.419	79.3	29.915	76.6	1:50.431	69.27	2.702	12:14:55.121	
3 -	34.107	90.9	45.236	78.8	29.872	76.4	1:49.215	70.04	1.486	12:16:44.336	
4 -	34.092	91.4	45.369	79.0	29.501	76.3	1:48.962	70.20	1.233	12:18:33.298	
5 -	33.847	94.5	44.722	81.2	29.527	78.9	1:48.096 (3)	70.77	0.367	12:20:21.394	
6 -	33.337	95.4	45.002	81.2	29.390	78.7	1:47.729 (1)	71.01		12:22:09.123	
7 -	33.820	94.1	44.843	79.6	29.431	77.5	1:48.094 (2)	70.77	0.365	12:23:57.217	

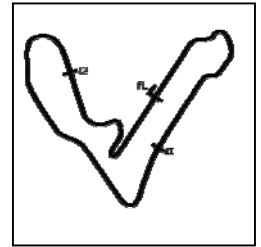
Weather / Track : Bright / Dry

Croft
Circuit Length = 2.1250 miles
Start: 12:08 Flag 12:23 End: 12:25

Croft Retro and Classic Weekend

HSCC 70's Road Sports

QUALIFYING - RACE 7 - SECTOR ANALYSIS



SECTOR 1 = FL to I1, SECTOR 2 = I1 to I2, SECTOR 3 = I2 to FL, DIFF = Difference To Personal Best Lap, P = Crossed Finish Line in Pit Lane, D = Time Disallowed

P15		57 D		Mark OLDFIELD			Porsche 924				
IDEAL LAP TIME : 1:47.708		BEST LAP TIME : 1:47.931			DIFFERENCE : 0.223						
LAP	SECTOR 1		SECTOR 2		SECTOR 3		LAP TIME	MPH	DIFF	TIME OF DAY	
1 -	34.323	91.5	45.264	78.9	30.185	76.8	1:49.772	69.69	1.841	12:13:13.720	
2 -	33.725	92.3	44.749	78.6	30.898	77.6	1:49.372	69.94	1.441	12:15:03.092	
3 -	33.601	92.5	44.689	77.6	30.169	77.2	1:48.459 (3)	70.53	0.528	12:16:51.551	
4 -	33.364	93.3	44.368	78.2	30.199	76.3	1:47.931 (1)	70.87		12:18:39.482	
5 -	33.736	93.3	44.349	79.4	30.142	76.9	1:48.227 (2)	70.68	0.296	12:20:27.709	
6 -	33.392	94.5	46.008	77.7	30.094	76.2	1:49.494	69.86	1.563	12:22:17.203	
7 -	33.678	92.3	45.250	79.0	29.995	76.5	1:48.923	70.23	0.992	12:24:06.126	

P16		68 D		Jon WAGSTAFF			Alfa Romeo GTV				
IDEAL LAP TIME : 1:47.803		BEST LAP TIME : 1:48.097			DIFFERENCE : 0.294						
LAP	SECTOR 1		SECTOR 2		SECTOR 3		LAP TIME	MPH	DIFF	TIME OF DAY	
1 -	33.935	95.4	45.658	81.9	30.365	81.8	1:49.958	69.57	1.861	12:13:06.126	
2 -	34.051	95.7	46.042	80.2	31.840	83.2	1:51.933	68.34	3.836	12:14:58.059	
3 -	33.411	97.5	44.824	83.0	29.862	82.9	1:48.097 (1)	70.77		12:16:46.156	
4 -	33.638	96.4	44.750	82.7	29.895	83.4	1:48.283	70.64	0.186	12:18:34.439	
5 -	33.191	99.7	45.002	82.8	29.974	83.4	1:48.167 (2)	70.72	0.070	12:20:22.606	
6 -	36.426	78.0	49.408	76.4	30.609	83.0	1:56.443	65.69	8.346	12:22:19.049	
7 -	33.502	98.2	44.761	82.7	29.925	82.3	1:48.188 (3)	70.71	0.091	12:24:07.237	

P17		6 I		Johan DENEKAMP			TVR Tuscan				
IDEAL LAP TIME : 1:47.889		BEST LAP TIME : 1:48.223			DIFFERENCE : 0.334						
LAP	SECTOR 1		SECTOR 2		SECTOR 3		LAP TIME	MPH	DIFF	TIME OF DAY	
1 -	34.132	94.5	46.300	80.8	29.520	90.2	1:49.952	69.57	1.729	12:12:54.611	
2 -	33.298	97.3	45.508	83.5	29.417	89.7	1:48.223 (1)	70.68		12:14:42.834	
3 -	33.793	96.0	45.254	85.0	29.476	89.4	1:48.523 (3)	70.49	0.300	12:16:31.357	
4 -	33.383	96.9	45.568	83.2	29.516	89.3	1:48.467 (2)	70.52	0.244	12:18:19.824	
5 -	33.218	96.9	46.044	82.7	29.507	88.8	1:48.769	70.33	0.546	12:20:08.593	
6 -	38.776	69.3	52.294	55.2	IN PIT		2:04.794 P	61.30	16.571	12:22:13.387	

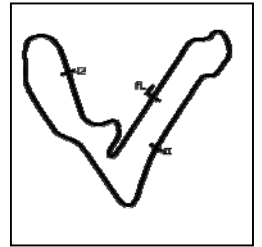
P18		28 D		Simon BAINES			Porsche 924				
IDEAL LAP TIME : 1:47.796		BEST LAP TIME : 1:48.709			DIFFERENCE : 0.913						
LAP	SECTOR 1		SECTOR 2		SECTOR 3		LAP TIME	MPH	DIFF	TIME OF DAY	
1 -	35.484	84.8	46.063	77.0	31.071	75.3	1:52.618	67.92	3.909	12:13:01.660	
2 -	34.455	88.8	45.366	78.0	45.026	76.2	2:04.847	61.27	16.138	12:15:06.507	
3 -	34.176	88.6	45.508	76.7	30.565	77.2	1:50.249	69.38	1.540	12:16:56.756	
4 -	33.812	90.5	44.424	78.6	30.473	76.5	1:48.709 (1)	70.37		12:18:45.465	
5 -	33.827	91.1	45.023	79.5	30.152	77.0	1:49.002 (3)	70.18	0.293	12:20:34.467	
6 -	33.220	92.5	44.625	78.2	31.078	77.6	1:48.923 (2)	70.23	0.214	12:22:23.390	
7 -	33.987	92.3	44.886	79.1	30.839	75.5	1:49.712	69.72	1.003	12:24:13.102	

P19		7 E		David TOMKINSON			Triumph Spitfire				
IDEAL LAP TIME : 1:48.654		BEST LAP TIME : 1:48.793			DIFFERENCE : 0.139						
LAP	SECTOR 1		SECTOR 2		SECTOR 3		LAP TIME	MPH	DIFF	TIME OF DAY	
1 -	34.234	91.1	45.318	77.8	30.222	78.3	1:49.774	69.68	0.981	12:12:56.933	
2 -	33.616	93.2	44.968	79.4	30.417	78.1	1:49.001 (2)	70.18	0.208	12:14:45.934	
3 -	33.543	93.8	45.107	79.5	30.143	78.2	1:48.793 (1)	70.31		12:16:34.727	
4 -	33.970	92.8	45.236	79.1	30.480	75.9	1:49.686 (3)	69.74	0.893	12:18:24.413	
5 -	34.265	92.8	46.236	77.1	31.213	76.7	1:51.714	68.47	2.921	12:20:16.127	
6 -	34.250	92.3	49.652	62.2	32.679	73.4	1:56.581	65.62	7.788	12:22:12.708	
7 -	35.844	89.4	52.032	77.3	IN PIT		1:59.008 P	64.28	10.215	12:24:11.716	

Croft Retro and Classic Weekend

HSCC 70's Road Sports

QUALIFYING - RACE 7 - SECTOR ANALYSIS



SECTOR 1 = FL to I1, SECTOR 2 = I1 to I2, SECTOR 3 = I2 to FL, DIFF = Difference To Personal Best Lap, P = Crossed Finish Line in Pit Lane, D = Time Disallowed

P20 34 D		Justin WILSON			Alfa Romeo Bertone					
IDEAL LAP TIME : 1:49.899		BEST LAP TIME : 1:50.147			DIFFERENCE : 0.248					
LAP	SECTOR 1		SECTOR 2		SECTOR 3		LAP TIME	MPH	DIFF	TIME OF DAY
1 -	35.872	88.6	47.089	76.4	30.506	77.0	1:53.467	67.42	3.320	12:13:35.201
2 -	34.453	91.1	46.661	77.6	30.269	77.4	1:51.383 (3)	68.68	1.236	12:15:26.584
3 -	34.475	89.4	46.847	77.7	30.454	77.0	1:51.776	68.44	1.629	12:17:18.360
4 -	35.109	91.1	45.559	76.2	30.571	76.4	1:51.239 (2)	68.77	1.092	12:19:09.599
5 -	34.851	89.2	47.832	73.9	30.830	77.2	1:53.513	67.39	3.366	12:21:03.112
6 -	35.962	88.4	45.760	77.4	30.712	76.8	1:52.434	68.04	2.287	12:22:55.546
7 -	34.364	91.0	45.266	78.2	30.517	76.1	1:50.147 (1)	69.45		12:24:45.693

P21 3 D		Peter CONNELL			Porsche 924					
IDEAL LAP TIME : 2:05.268		BEST LAP TIME : 2:05.437			DIFFERENCE : 0.169					
LAP	SECTOR 1		SECTOR 2		SECTOR 3		LAP TIME	MPH	DIFF	TIME OF DAY
1 -	42.326	79.5	58.382	65.2	35.253	73.1	2:15.961	56.26	10.524	12:13:40.056
2 -	43.772	75.4	55.682	70.1	34.499	71.6	2:13.953	57.11	8.516	12:15:54.009
3 -	41.568	77.7	56.080	73.9	35.341	74.1	2:12.989	57.52	7.552	12:18:06.998
4 -	41.016	81.7	53.133	76.0	33.659	75.1	2:07.808 (2)	59.85	2.371	12:20:14.806
5 -	39.799	76.8	54.468	65.0	33.669	75.8	2:07.936 (3)	59.79	2.499	12:22:22.742
6 -	38.664	83.5	53.302	74.8	33.471	73.6	2:05.437 (1)	60.98		12:24:28.179

P22 121 I		Adrian SMITH			Fiat X19					
IDEAL LAP TIME : 2:14.723		BEST LAP TIME : 2:14.723			DIFFERENCE : 0.000					
LAP	SECTOR 1		SECTOR 2		SECTOR 3		LAP TIME	MPH	DIFF	TIME OF DAY
1 -	42.219	65.0	57.748	62.8	34.756	65.9	2:14.723 (1)	56.78		12:14:36.380

Croft Retro and Classic Weekend

HSCC 70's Road Sports

QUALIFYING - RACE 7 - BEST SECTORS

SECTOR 1			SECTOR 2			SECTOR 3			IDEAL / BEST COMPARISON						
POS	NO	NAME	TIME	NO	NAME	TIME	NO	NAME	TIME	POS	NO	NAME	IDEAL	BEST	DIFF
													PERFECT LAP	1:37.146	
1	19	LEVERETT	29.639	1	CLARK	40.405	98	KIVLOCHAN	27.102	1	19	LEVERETT	1:37.426	1:37.986	0.560
2	1	CLARK	29.957	19	LEVERETT	40.409	19	LEVERETT	27.378	2	1	CLARK	1:37.977	1:38.693	0.716
3	98	KIVLOCHAN	30.249	98	KIVLOCHAN	40.804	1	CLARK	27.615	3	98	KIVLOCHAN	1:38.155	1:38.297	0.142
4	20	LEVERETT	30.386	30	WILLIAMS	41.156	20	LEVERETT	27.900	4	20	LEVERETT	1:39.526	1:39.887	0.361
5	11	PAYNE	30.610	11	PAYNE	41.215	35	GATE	28.003	5	30	WILLIAMS	1:40.152	1:40.256	0.104
6	30	WILLIAMS	30.638	20	LEVERETT	41.240	45	ASHDOWN	28.109	6	11	PAYNE	1:40.246	1:40.552	0.306
7	2	BAGNALL	31.018	2	BAGNALL	42.313	37	STRONG	28.284	7	45	ASHDOWN	1:41.883	1:42.355	0.472
8	45	ASHDOWN	31.033	146	SIMPSON	42.334	30	WILLIAMS	28.358	8	146	SIMPSON	1:41.904	1:42.054	0.150
9	146	SIMPSON	31.036	45	ASHDOWN	42.741	11	PAYNE	28.421	9	2	BAGNALL	1:42.236	1:42.758	0.522
10	37	STRONG	31.639	37	STRONG	43.456	146	SIMPSON	28.534	10	37	STRONG	1:43.379	1:43.495	0.116
11	14	BAXTER	32.298	35	GATE	43.598	2	BAGNALL	28.905	11	35	GATE	1:43.979	1:44.125	0.146
12	35	GATE	32.378	57	OLDFIELD	44.349	12	BROWN	29.149	12	14	BAXTER	1:46.295	1:47.591	1.296
13	12	BROWN	33.009	28	BAINES	44.424	61	ALEXANDER	29.390	13	12	BROWN	1:46.790	1:47.331	0.541
14	68	WAGSTAFF	33.191	14	BAXTER	44.602	14	BAXTER	29.395	14	61	ALEXANDER	1:47.449	1:47.729	0.280
15	6	DENEKAMP	33.218	12	BROWN	44.632	6	DENEKAMP	29.417	15	57	OLDFIELD	1:47.708	1:47.931	0.223
16	28	BAINES	33.220	61	ALEXANDER	44.722	68	WAGSTAFF	29.862	16	28	BAINES	1:47.796	1:48.709	0.913
17	61	ALEXANDER	33.337	68	WAGSTAFF	44.750	57	OLDFIELD	29.995	17	68	WAGSTAFF	1:47.803	1:48.097	0.294
18	57	OLDFIELD	33.364	7	TOMKINSON	44.968	7	TOMKINSON	30.143	18	6	DENEKAMP	1:47.889	1:48.223	0.334
19	7	TOMKINSON	33.543	6	DENEKAMP	45.254	28	BAINES	30.152	19	7	TOMKINSON	1:48.654	1:48.793	0.139
20	34	WILSON	34.364	34	WILSON	45.266	34	WILSON	30.269	20	34	WILSON	1:49.899	1:50.147	0.248
21	3	CONNELL	38.664	3	CONNELL	53.133	3	CONNELL	33.471	21	3	CONNELL	2:05.268	2:05.437	0.169
22	121	SMITH	42.219	121	SMITH	57.748	121	SMITH	34.756	22	121	SMITH	2:14.723	2:14.723	0.000

Weather / Track : Bright / Dry

Results can be found at www.tsl-timing.com

Croft

Circuit Length = 2.1250 miles

Start: 12:08 Flag 12:23 End: 12:25

Printed - 12:28 Saturday, 03 August 2019

Croft Retro and Classic Weekend

HSCC 70's Road Sports

QUALIFYING - RACE 7 - BEST SPEEDS

POS	INTERMEDIATE 1			INTERMEDIATE 2			FINISH LINE		
	NO	NAME	MPH	NO	NAME	MPH	NO	NAME	MPH
1	2	BAGNALL	111.8	37	STRONG	94.6	37	STRONG	96.5
2	19	LEVERETT	110.3	98	KIVLOCHAN	94.2	98	KIVLOCHAN	96.0
3	1	CLARK	110.3	45	ASHDOWN	94.2	2	BAGNALL	94.6
4	37	STRONG	110.3	2	BAGNALL	94.2	45	ASHDOWN	93.9
5	20	LEVERETT	108.5	19	LEVERETT	91.0	35	GATE	93.7
6	98	KIVLOCHAN	107.8	1	CLARK	90.9	19	LEVERETT	92.0
7	45	ASHDOWN	107.3	35	GATE	90.0	1	CLARK	92.0
8	35	GATE	106.6	30	WILLIAMS	89.8	20	LEVERETT	90.7
9	11	PAYNE	105.6	20	LEVERETT	89.7	6	DENEKAMP	90.2
10	30	WILLIAMS	105.0	11	PAYNE	88.8	11	PAYNE	88.9
11	146	SIMPSON	103.0	14	BAXTER	88.8	30	WILLIAMS	88.7
12	14	BAXTER	100.9	6	DENEKAMP	85.0	14	BAXTER	88.7
13	68	WAGSTAFF	99.7	146	SIMPSON	83.8	146	SIMPSON	84.8
14	12	BROWN	99.4	12	BROWN	83.4	68	WAGSTAFF	83.4
15	6	DENEKAMP	97.3	68	WAGSTAFF	83.0	12	BROWN	82.4
16	61	ALEXANDER	95.4	61	ALEXANDER	81.2	61	ALEXANDER	78.9
17	57	OLDFIELD	94.5	28	BAINES	79.5	7	TOMKINSON	78.3
18	7	TOMKINSON	93.8	7	TOMKINSON	79.5	57	OLDFIELD	77.6
19	28	BAINES	92.5	57	OLDFIELD	79.4	28	BAINES	77.6
20	34	WILSON	91.1	34	WILSON	78.2	34	WILSON	77.4
21	3	CONNELL	83.5	3	CONNELL	76.0	3	CONNELL	75.8
22	121	SMITH	71.1	121	SMITH	62.8	121	SMITH	65.9

Weather / Track : Bright / Dry

Results can be found at www.tsl-timing.com

Croft
Circuit Length = 2.1250 miles
Start: 12:08 Flag 12:23 End: 12:25

Printed - 12:29 Saturday, 03 August 2019

Croft Retro and Classic Weekend

HSCC 70's Road Sports

QUALIFYING - RACE 7 - STATISTICS

Competitors Started 22
Planned Start 2019-08-03 @ 12:15:00.000
Actual Start 2019-08-03 @ 12:08:42.830
Finish Time 2019-08-03 @ 12:23:53.749
Track Length 2.1250mi.
Total Laps 155
Total Distance Covered 329.3792mi.

Session Fastest Lap History

NO	CL	NAME	LAP TIME	TIME OF DAY	LAP	VEHICLE
30	B	John WILLIAMS	1:42.796	12:12:08.567	1	Porsche 911SC
20	C	Mark LEVERETT	1:41.386	12:12:16.764	1	Lotus Elan S4
1	C	Jeremy CLARK	1:39.941	12:12:17.882	1	Lotus Elan S4
19	C	Will LEVERETT	1:38.438	12:13:49.027	2	Lotus Europa
19	C	Will LEVERETT	1:37.986	12:18:49.953	5	Lotus Europa

Flag History

TYPE	TIME OF DAY
GREEN	12:08:42.830
FINISH	12:23:53.749

Flag Statistics

TYPE	COUNT	TOTAL LAPS	TOTAL TIME
Green	1	8	17:13.167
Red	0	0	0.000
Safety Car	0	0	0.000
FCY	0	0	0.000

Weather / Track : Bright / Dry

These results are provisional until the conclusion of any judicial and technical matters.

Croft

Circuit Length = 2.1250 miles

Start: 12:08 Flag 12:23 End: 12:25

Clerk Of Course : Julian Floyd

Timekeeper : Nick Palmer

Croft Retro and Classic Weekend

HSCC 70's Road Sports

QUALIFYING - RACE 7 - STATISTICS

CLASS : A

3 Starters

Fastest Lap History

NO	NAME	LAP TIME	TIME OF DAY	LAP	VEHICLE
2	Adam BAGNALL	1:43.497	12:12:12.183	1	Jaguar E-type S2 FHC
98	Kevin KIVLOCHAN	1:40.857	12:12:22.124	1	Morgan Plus 8
98	Kevin KIVLOCHAN	1:38.697	12:14:00.822	2	Morgan Plus 8
98	Kevin KIVLOCHAN	1:38.297	12:22:39.273	7	Morgan Plus 8

Weather / Track : Bright / Dry

These results are provisional until the conclusion of any judicial and technical matters.

Croft

Circuit Length = 2.1250 miles

Start: 12:08 Flag 12:23 End: 12:25

Clerk Of Course : Julian Floyd

Timekeeper : Nick Palmer

Croft Retro and Classic Weekend

HSCC 70's Road Sports

QUALIFYING - RACE 7 - STATISTICS

CLASS : B

2 Starters

Fastest Lap History

NO	NAME	LAP TIME	TIME OF DAY	LAP	VEHICLE
30	John WILLIAMS	1:42.796	12:12:08.567	1	Porsche 911SC
30	John WILLIAMS	1:40.256	12:13:48.823	2	Porsche 911SC

Weather / Track : Bright / Dry

These results are provisional until the conclusion of any judicial and technical matters.

Croft

Circuit Length = 2.1250 miles

Start: 12:08 Flag 12:23 End: 12:25

Clerk Of Course : Julian Floyd

Timekeeper : Nick Palmer

Croft Retro and Classic Weekend

HSCC 70's Road Sports

QUALIFYING - RACE 7 - STATISTICS

CLASS : C

5 Starters

Fastest Lap History

NO	NAME	LAP TIME	TIME OF DAY	LAP	VEHICLE
19	Will LEVERETT	1:43.863	12:12:10.589	1	Lotus Europa
20	Mark LEVERETT	1:41.386	12:12:16.764	1	Lotus Elan S4
1	Jeremy CLARK	1:39.941	12:12:17.882	1	Lotus Elan S4
19	Will LEVERETT	1:38.438	12:13:49.027	2	Lotus Europa
19	Will LEVERETT	1:37.986	12:18:49.953	5	Lotus Europa

Weather / Track : Bright / Dry

These results are provisional until the conclusion of any judicial and technical matters.

Croft

Circuit Length = 2.1250 miles

Start: 12:08 Flag 12:23 End: 12:25

Clerk Of Course : Julian Floyd

Timekeeper : Nick Palmer

Croft Retro and Classic Weekend

HSCC 70's Road Sports

QUALIFYING - RACE 7 - STATISTICS

CLASS : D

7 Starters

Fastest Lap History

NO	NAME	LAP TIME	TIME OF DAY	LAP	VEHICLE
12	Neil BROWN	1:49.875	12:12:50.687	1	Lotus Eclat
57	Mark OLDFIELD	1:49.772	12:13:13.748	1	Porsche 924
57	Mark OLDFIELD	1:49.372	12:15:03.120	2	Porsche 924
12	Neil BROWN	1:48.870	12:16:29.850	3	Lotus Eclat
68	Jon WAGSTAFF	1:48.097	12:16:46.206	3	Alfa Romeo GTV
12	Neil BROWN	1:47.807	12:18:17.658	4	Lotus Eclat
12	Neil BROWN	1:47.494	12:20:05.150	5	Lotus Eclat
12	Neil BROWN	1:47.331	12:21:52.482	6	Lotus Eclat

Weather / Track : Bright / Dry

These results are provisional until the conclusion of any judicial and technical matters.

Croft

Circuit Length = 2.1250 miles

Start: 12:08 Flag 12:23 End: 12:25

Clerk Of Course : Julian Floyd

Timekeeper : Nick Palmer

Croft Retro and Classic Weekend

HSCC 70's Road Sports

QUALIFYING - RACE 7 - STATISTICS

CLASS : E

1 Starters

Fastest Lap History

NO	NAME	LAP TIME	TIME OF DAY	LAP	VEHICLE
7	David TOMKINSON	1:49.774	12:12:56.949	1	Triumph Spitfire
7	David TOMKINSON	1:49.001	12:14:45.949	2	Triumph Spitfire
7	David TOMKINSON	1:48.793	12:16:34.742	3	Triumph Spitfire

Weather / Track : Bright / Dry

These results are provisional until the conclusion of any judicial and technical matters.

Croft

Circuit Length = 2.1250 miles

Start: 12:08 Flag 12:23 End: 12:25

Clerk Of Course : Julian Floyd

Timekeeper : Nick Palmer

Croft Retro and Classic Weekend

HSCC 70's Road Sports

QUALIFYING - RACE 7 - STATISTICS

CLASS : I

4 Starters

Fastest Lap History

NO	NAME	LAP TIME	TIME OF DAY	LAP	VEHICLE
146	Tris SIMPSON	1:44.895	12:12:28.152	1	Ferrari 308 GT
146	Tris SIMPSON	1:42.054	12:15:58.065	3	Ferrari 308 GT

Weather / Track : Bright / Dry

These results are provisional until the conclusion of any judicial and technical matters.

Croft

Circuit Length = 2.1250 miles

Start: 12:08 Flag 12:23 End: 12:25

Clerk Of Course : Julian Floyd

Timekeeper : Nick Palmer

Sheet No:

Issue Time:



Croft Retro and Classic Weekend

HSCC 70's Road Sports

RACE 7 - GRID (20 minutes)

ROW 11	21	2:05.437	3	Peter CONNELL	22	2:14.723	121	Adrian SMITH				
ROW 10					19	1:48.793	7	David TOMKINSON	20	1:50.147	34	Justin WILSON
ROW 9	17	1:48.223	6	Johan DENEKAMP	18	1:48.709	28	Simon BAINES				
ROW 8					15	1:47.931	57	Mark OLDFIELD	16	1:48.097	68	Jon WAGSTAFF
ROW 7	13	1:47.591	14	Chris BAXTER	14	1:47.729	61	Lawrence ALEXANDER				
ROW 6					11	1:44.125	35	Robert GATE	12	1:47.331	12	Neil BROWN
ROW 5	9	1:42.758	2	Adam BAGNALL	10	1:43.495	37	Nic STRONG				
ROW 4					7	1:42.054	146	Tris SIMPSON	8	1:42.355	45	Rupert ASHDOWN
ROW 3	5	1:40.256	30	John WILLIAMS	6	1:40.552	11	Howard PAYNE				
ROW 2					3	1:38.693	1	Jeremy CLARK	4	1:39.887	20	Mark LEVERETT
ROW 1	1	1:37.986	19	Will LEVERETT	2	1:38.297	98	Kevin KIVLOCHAN				
Pole												

Croft
Circuit Length = 2.1250 miles

These results are provisional until the conclusion of any judicial and technical matters.

Clerk Of Course : Julian Floyd

Steward :

Timekeeper : Nick Palmer

Sheet No:

Issue Time:



Croft Retro and Classic Weekend

HSCC 70's Road Sports

RACE 7 - CLASSIFICATION

POS	NO	CL	PIC	NAME	ENTRY	LAPS	TIME	GAP	DIFF	MPH	BEST	ON
1	1	C	1	Jeremy CLARK	Lotus Elan S4	12	20:01.694			76.39	1:38.551	9
2	98	A	1	Kevin KIVLOCHAN	Morgan Plus 8	12	20:03.194	1.500	1.500	76.29	1:38.500	12
3	19	C	2	Will LEVERETT	Lotus Europa	12	20:03.653	1.959	0.459	76.26	1:38.169	9
4	30	B	1	John WILLIAMS	Porsche 911SC	12	20:19.001	17.307	15.348	75.30	1:40.246	4
5	11	C	3	Howard PAYNE	Lotus Europa TC	12	20:21.147	19.453	2.146	75.17	1:39.744	4
6	45	I	1	Rupert ASHDOWN	Lotus Elan S1	12	20:22.656	20.962	1.509	75.08	1:40.174	12
7	37	B	2	Nic STRONG	Marcos 3000GT	12	20:45.325	43.631	22.669	73.71	1:41.907	9
8	2	A	2	Adam BAGNALL	Jaguar E-type S2 FHC	12	20:46.468	44.774	1.143	73.64	1:42.157	12
9	35	A	3	Robert GATE	Jaguar E-type	12	20:55.068	53.374	8.600	73.14	1:40.717	11
10	146	I	2	Tris SIMPSON	Ferrari 308 GT	12	21:22.241	1:20.547	27.173	71.59	1:44.280	7
11	12	D	1	Neil BROWN	Lotus Eclat	12	21:27.760	1:26.066	5.519	71.28	1:45.543	10
12	68	D	2	Jon WAGSTAFF	Alfa Romeo GTV	12	21:28.798	1:27.104	1.038	71.23	1:45.093	12
13	61	D	3	Lawrence ALEXANDER	Alfa Romeo GTV	12	21:38.039	1:36.345	9.241	70.72	1:46.258	6
14	14	C	4	Chris BAXTER	Lotus Seven S4	12	21:42.038	1:40.344	3.999	70.50	1:45.353	6
15	6	I	3	Johan DENEKAMP	TVR Tuscan	11	20:01.902	1 Lap	1 Lap	70.01	1:46.626	10
16	7	E	1	David TOMKINSON	Triumph Spitfire	11	20:03.460	1 Lap	1.558	69.92	1:46.537	10
17	57	D	4	Mark OLDFIELD	Porsche 924	11	20:07.703	1 Lap	4.243	69.67	1:46.770	10
18	28	D	5	Simon BAINES	Porsche 924	11	20:18.096	1 Lap	10.393	69.08	1:47.629	4
19	3	D	6	Peter CONNELL	Porsche 924	10	21:11.101	2 Laps	1 Lap	60.18	2:02.565	6

NOT CLASSIFIED

DNF	20	C		Mark LEVERETT	Lotus Elan S4	4	6:46.753	8 Laps	6 Laps	75.23	1:39.544	4
DNF	121	I		Adrian SMITH	Fiat X19	4	9:00.430	8 Laps	2:13.676	56.62	2:05.613	3

FASTEST LAP

19	C	Will LEVERETT	Lotus Europa	9	1:38.169	77.92 mph	125.41 kph
98	A	Kevin KIVLOCHAN	Morgan Plus 8	12	1:38.500	77.66 mph	124.99 kph
45	I	Rupert ASHDOWN	Lotus Elan S1	12	1:40.174	76.36 mph	122.90 kph
30	B	John WILLIAMS	Porsche 911SC	4	1:40.246	76.31 mph	122.81 kph
68	D	Jon WAGSTAFF	Alfa Romeo GTV	12	1:45.093	72.79 mph	117.14 kph
7	E	David TOMKINSON	Triumph Spitfire	10	1:46.537	71.80 mph	115.56 kph

Weather / Track : Cloudy / Dry

These results are provisional until the conclusion of any judicial and technical matters.

Croft

Circuit Length = 2.1250 miles

Start: 17:37 Flag 17:57 End: 18:03

Clerk Of Course : Julian Floyd

Steward :

Timekeeper : Nick Palmer

Croft Retro and Classic Weekend

HSCC 70's Road Sports

RACE 7 - LAP CHART

LAP 1 @ 17:39:40.682			LAP 2 @ 17:41:21.151			LAP 3 @ 17:43:00.557			LAP 4 @ 17:44:39.132			LAP 5 @ 17:46:20.617		
NO	BEHIND	LAP TIME	NO	BEHIND	LAP TIME	NO	BEHIND	LAP TIME	NO	BEHIND	LAP TIME	NO	BEHIND	LAP TIME
98		1:45.558	98		1:40.469	1		1:39.121	1		1:38.575	1		1:41.485
20	0.436	1:45.994	1	0.285	1:39.492	19	0.268	1:39.183	19	0.870	1:39.177	19	0.772	1:41.387
1	1.262	1:46.820	19	0.491	1:39.450	98	0.974	1:40.380	98	1.755	1:39.356	98	1.031	1:40.761
19	1.510	1:47.068	20	1.084	1:41.117	20	1.776	1:40.098	20	2.745	1:39.544	30	7.834	1:41.451
30	3.831	1:49.389	30	4.313	1:40.951	30	6.197	1:41.290	30	7.868	1:40.246	11	10.570	1:43.448
45	4.489	1:50.047	11	6.524	1:41.731	11	7.438	1:40.320	11	8.607	1:39.744	45	11.642	1:42.776
11	5.262	1:50.820	45	6.916	1:42.896	45	8.481	1:40.971	45	10.351	1:40.445	3	1 Lap	2:10.052
37	6.160	1:51.718	37	8.834	1:43.143	37	13.229	1:43.801	37	18.497	1:43.843	2	22.413	1:44.805
2	7.198	1:52.756	2	10.015	1:43.286	2	14.168	1:43.559	2	19.093	1:43.500	37	23.054	1:46.042
12	9.612	1:55.170	12	16.222	1:47.079	35	23.461	1:44.747	35	27.891	1:43.005	35	31.052	1:44.646
68	10.504	1:56.062	146	16.761	1:45.877	12	23.913	1:47.097	146	31.166	1:44.811	146	34.073	1:44.392
146	11.353	1:56.911	35	18.120	1:45.313	146	24.930	1:47.575	12	33.622	1:48.284	121	1 Lap	2:32.874 P
61	12.343	1:57.901	68	18.259	1:48.224	68	26.584	1:47.731	68	34.644	1:46.635	12	39.049	1:46.912
35	13.276	1:58.834	61	20.796	1:48.922	61	28.371	1:46.981	61	36.807	1:47.011	68	40.175	1:47.016
6	15.637	2:01.195	6	22.585	1:47.417	6	31.046	1:47.867	6	40.319	1:47.848	61	42.546	1:47.224
57	16.871	2:02.429	57	24.094	1:47.692	57	34.286	1:49.598	57	42.575	1:46.864	6	47.769	1:48.935
7	17.368	2:02.926	14	24.919	1:47.845	14	35.148	1:49.635	14	43.657	1:47.084	57	49.197	1:48.107
14	17.543	2:03.101	7	26.846	1:49.947	7	35.689	1:48.249	7	45.449	1:48.335	14	51.509	1:49.337
28	19.787	2:05.345	28	28.559	1:49.241	28	37.397	1:48.244	28	46.451	1:47.629	7	53.014	1:49.050
3	29.089	2:14.647	3	54.933	2:06.313	121	1:22.122	2:05.613				28	55.487	1:50.521
121	30.236	2:15.794	121	55.915	2:06.148	3	1:24.216	2:08.689						

Weather / Track : Cloudy / Dry

Croft Retro and Classic Weekend

HSCC 70's Road Sports

RACE 7 - LAP CHART

LAP 6 @ 17:48:01.512			LAP 7 @ 17:49:40.766			LAP 8 @ 17:51:19.974			LAP 9 @ 17:52:58.525			LAP 10 @ 17:54:39.252		
NO	BEHIND	LAP TIME	NO	BEHIND	LAP TIME	NO	BEHIND	LAP TIME	NO	BEHIND	LAP TIME	NO	BEHIND	LAP TIME
1		1:40.895	1		1:39.254	1		1:39.208	1		1:38.551	1		1:40.727
19	0.298	1:40.421	19	0.178	1:39.134	98	0.346	1:38.851	98	0.368	1:38.573	98	0.275	1:40.634
98	0.639	1:40.503	98	0.703	1:39.318	19	1.226	1:40.256	19	0.844	1:38.169	19	1.717	1:41.600
30	7.463	1:40.524	30	9.256	1:41.047	30	11.083	1:41.035	30	13.082	1:40.550	3	2 Laps	2:03.615
11	11.383	1:41.708	11	12.752	1:40.623	11	14.839	1:41.295	11	16.148	1:39.860	30	13.515	1:41.160
45	11.852	1:41.105	45	14.878	1:42.280	45	16.549	1:40.879	45	18.196	1:40.198	11	15.393	1:39.972
2	23.778	1:42.260	2	27.012	1:42.488	2	30.797	1:42.993	37	34.511	1:41.907	45	18.077	1:40.608
37	24.432	1:42.273	37	27.642	1:42.464	37	31.155	1:42.721	2	35.323	1:43.077	37	36.544	1:42.760
35	34.165	1:44.008	35	37.603	1:42.692	35	40.791	1:42.396	35	45.169	1:42.929	2	37.181	1:42.585
146	38.321	1:45.143	146	43.347	1:44.280	146	50.672	1:46.533	146	59.458	1:47.337	35	46.450	1:42.008
3	1 Lap	2:05.588	12	52.578	1:46.954	12	59.764	1:46.394	12	1:07.183	1:45.970	146	1:05.293	1:46.562
12	44.878	1:46.724	68	53.921	1:46.537	68	1:00.533	1:45.820	68	1:08.431	1:46.449	12	1:11.999	1:45.543
68	46.638	1:47.358	61	55.555	1:46.900	61	1:02.905	1:46.558	61	1:11.284	1:46.930	68	1:13.578	1:45.874
61	47.909	1:46.258	3	1 Lap	2:02.565	14	1:14.887	1:48.323	14	1:21.971	1:45.635	61	1:17.269	1:46.712
6	54.764	1:47.890	6	1:04.272	1:48.762	6	1:15.610	1:50.546	6	1:24.504	1:47.445	14	1:26.686	1:45.442
14	55.967	1:45.353	14	1:05.772	1:49.059	57	1:17.638	1:50.467	7	1:25.660	1:46.557	6	1:30.403	1:46.626
57	56.251	1:47.949	57	1:06.379	1:49.382	7	1:17.654	1:48.065	57	1:27.020	1:47.933	7	1:31.470	1:46.537
7	1:00.387	1:48.268	7	1:08.797	1:47.664	28	1:24.321	1:49.336	28	1:34.240	1:48.470	57	1:33.063	1:46.770
28	1:04.614	1:50.022	28	1:14.193	1:48.833	3	1 Lap	2:04.162						

Weather / Track : Cloudy / Dry

Results can be found at www.tsl-timing.com

Page 2 of 3

Croft
Circuit Length = 2.1250 miles
Start: 17:37 Flag 17:57 End: 18:03

Printed - 18:04 Saturday, 03 August 2019

Croft Retro and Classic Weekend

HSCC 70's Road Sports

RACE 7 - LAP CHART

LAP 11 @ 17:56:18.184			LAP 12 @ 17:57:56.818		
NO	BEHIND	LAP TIME	NO	BEHIND	LAP TIME
1		1:38.932	1		1:38.634
98	1.634	1:40.291	6	1 Lap	1:47.371
19	1.830	1:39.045	98	1.500	1:38.500
28	1 Lap	1:51.642	7	1 Lap	1:47.862
30	15.325	1:40.742	19	1.959	1:38.763
11	17.922	1:41.461	57	1 Lap	1:50.512
45	19.422	1:40.277	28	1 Lap	1:48.813
37	40.277	1:42.665	30	17.307	1:40.616
2	41.251	1:43.002	11	19.453	1:40.165
3	2 Laps	2:11.595	45	20.962	1:40.174
35	48.235	1:40.717	37	43.631	1:41.988
146	1:12.730	1:46.369	2	44.774	1:42.157
12	1:19.072	1:46.005	35	53.374	1:43.773
68	1:20.645	1:45.999	3	2 Laps	2:03.875
61	1:27.241	1:48.904	146	1:20.547	1:46.451
14	1:33.288	1:45.534	12	1:26.066	1:45.628
			68	1:27.104	1:45.093
			61	1:36.345	1:47.738
			14	1:40.344	1:45.690

Weather / Track : Cloudy / Dry

Results can be found at www.tsl-timing.com

Page 3 of 3

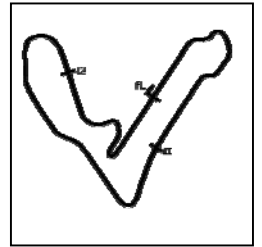
Croft
Circuit Length = 2.1250 miles
Start: 17:37 Flag 17:57 End: 18:03

Printed - 18:04 Saturday, 03 August 2019

Croft Retro and Classic Weekend

HSCC 70's Road Sports

RACE 7 - SECTOR ANALYSIS



SECTOR 1 = FL to I1, SECTOR 2 = I1 to I2, SECTOR 3 = I2 to FL, DIFF = Difference To Personal Best Lap, P = Crossed Finish Line in Pit Lane, D = Time Disallowed

P1		1 C		Jeremy CLARK			Lotus Elan S4				
IDEAL LAP TIME : 1:38.171		BEST LAP TIME : 1:38.551			DIFFERENCE : 0.380						
LAP	SECTOR 1	SECTOR 2	SECTOR 3	LAP TIME	MPH	DIFF	TIME OF DAY				
1 -		109.2	41.641	91.8	28.386	90.4	1:46.820	71.61	8.269	17:39:41.944	
2 -	30.283	109.8	41.167	91.3	28.042	92.0	1:39.492	76.89	0.941	17:41:21.436	
3 -	30.533	111.2	40.768	91.1	27.820	90.7	1:39.121	77.17	0.570	17:43:00.557	
4 -	30.192	109.6	40.682	90.8	27.701	90.4	1:38.575 (2)	77.60	0.024	17:44:39.132	
5 -	30.507	108.2	43.513	90.3	27.465	90.4	1:41.485	75.38	2.934	17:46:20.617	
6 -	30.565	107.7	42.227	90.6	28.103	90.8	1:40.895	75.82	2.344	17:48:01.512	
7 -	30.368	108.7	41.296	91.0	27.590	91.0	1:39.254	77.07	0.703	17:49:40.766	
8 -	30.458	108.0	41.055	91.6	27.695	90.9	1:39.208	77.11	0.657	17:51:19.974	
9 -	30.283	109.6	40.600	91.4	27.668	90.9	1:38.551 (1)	77.62		17:52:58.525	
10 -	30.217	110.1	42.798	90.4	27.712	90.8	1:40.727	75.94	2.176	17:54:39.252	
11 -	30.407	110.1	40.875	91.6	27.650	90.9	1:38.932	77.32	0.381	17:56:18.184	
12 -	30.269	110.0	40.514	91.3	27.851	91.3	1:38.634 (3)	77.56	0.083	17:57:56.818	

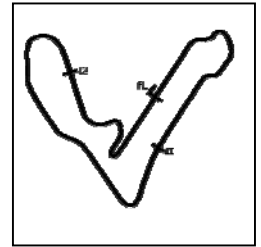
P2		98 A		Kevin KIVLOCHAN			Morgan Plus 8				
IDEAL LAP TIME : 1:37.698		BEST LAP TIME : 1:38.500			DIFFERENCE : 0.802						
LAP	SECTOR 1	SECTOR 2	SECTOR 3	LAP TIME	MPH	DIFF	TIME OF DAY				
1 -		108.4	41.828	93.5	27.882	91.3	1:45.558	72.47	7.058	17:39:40.682	
2 -	30.696	108.7	41.582	92.8	28.191	92.0	1:40.469	76.14	1.969	17:41:21.151	
3 -	30.503	109.1	41.995	89.0	27.882	93.7	1:40.380	76.21	1.880	17:43:01.531	
4 -	30.459	109.2	41.245	94.1	27.652	93.4	1:39.356	76.99	0.856	17:44:40.887	
5 -	29.904	110.5	43.537	90.6	27.320	95.2	1:40.761	75.92	2.261	17:46:21.648	
6 -	31.374	110.5	41.331	94.5	27.798	94.1	1:40.503	76.11	2.003	17:48:02.151	
7 -	30.587	110.9	41.368	93.0	27.363	94.8	1:39.318	77.02	0.818	17:49:41.469	
8 -	29.941	112.4	41.439	95.1	27.471	93.6	1:38.851 (3)	77.39	0.351	17:51:20.320	
9 -	30.050	113.3	41.071	94.9	27.452	93.2	1:38.573 (2)	77.60	0.073	17:52:58.893	
10 -	30.090	112.9	43.145	93.7	27.399	94.8	1:40.634	76.01	2.134	17:54:39.527	
11 -	30.294	113.7	41.760	93.7	28.237	93.9	1:40.291	76.27	1.791	17:56:19.818	
12 -	29.307	112.7	41.721	91.5	27.472	94.9	1:38.500 (1)	77.66		17:57:58.318	

P3		19 C		Will LEVERETT			Lotus Europa				
IDEAL LAP TIME : 1:37.640		BEST LAP TIME : 1:38.169			DIFFERENCE : 0.529						
LAP	SECTOR 1	SECTOR 2	SECTOR 3	LAP TIME	MPH	DIFF	TIME OF DAY				
1 -		102.1	41.049	91.3	28.313	90.4	1:47.068	71.45	8.899	17:39:42.192	
2 -	30.350	110.3	41.281	89.5	27.819	91.4	1:39.450	76.92	1.281	17:41:21.642	
3 -	30.444	110.3	41.022	91.5	27.717	90.7	1:39.183	77.13	1.014	17:43:00.825	
4 -	29.985	110.7	41.211	91.8	27.981	87.6	1:39.177	77.13	1.008	17:44:40.002	
5 -	30.204	110.0	43.223	91.5	27.960	90.9	1:41.387	75.45	3.218	17:46:21.389	
6 -	30.968	110.5	41.260	91.6	28.193	91.3	1:40.421	76.18	2.252	17:48:01.810	
7 -	30.080	111.2	41.552	91.4	27.502	91.5	1:39.134	77.16	0.965	17:49:40.944	
8 -	30.338	109.1	42.089	90.4	27.829	91.3	1:40.256	76.30	2.087	17:51:21.200	
9 -	30.128	110.3	40.394	92.0	27.647	91.9	1:38.169 (1)	77.92		17:52:59.369	
10 -	29.798	114.1	43.736	91.5	28.066	91.3	1:41.600	75.29	3.431	17:54:40.969	
11 -	30.085	110.7	40.687	91.5	28.273	91.9	1:39.045 (3)	77.23	0.876	17:56:20.014	
12 -	29.744	111.2	41.352	90.3	27.667	92.1	1:38.763 (2)	77.45	0.594	17:57:58.777	

Croft Retro and Classic Weekend

HSCC 70's Road Sports

RACE 7 - SECTOR ANALYSIS



SECTOR 1 = FL to I1, SECTOR 2 = I1 to I2, SECTOR 3 = I2 to FL, DIFF = Difference To Personal Best Lap, P = Crossed Finish Line in Pit Lane, D = Time Disallowed

P4		30 B		John WILLIAMS			Porsche 911SC						
IDEAL LAP TIME : 1:39.935		BEST LAP TIME : 1:40.246			DIFFERENCE : 0.311								
LAP	SECTOR 1	SECTOR 2	SECTOR 3	LAP TIME	MPH	DIFF	TIME OF DAY						
1 -		101.3	42.648	83.5	28.587	87.2	1:49.389	69.93	9.143	17:39:44.513			
2 -	31.064	105.8	41.645	88.8	28.242	88.5	1:40.951	75.78	0.705	17:41:25.464			
3 -	30.899	106.5	41.830	89.3	28.561	88.0	1:41.290	75.52	1.044	17:43:06.754			
4 -	30.757	107.0	41.204	89.9	28.285	88.2	1:40.246 (1)	76.31		17:44:47.000			
5 -	30.774	105.3	41.818	89.7	28.859	87.4	1:41.451	75.40	1.205	17:46:28.451			
6 -	30.742	106.3	41.505	87.9	28.277	87.9	1:40.524 (2)	76.10	0.278	17:48:08.975			
7 -	30.706	106.1	41.782	88.5	28.559	86.7	1:41.047	75.70	0.801	17:49:50.022			
8 -	30.699	106.1	41.729	88.4	28.607	87.7	1:41.035	75.71	0.789	17:51:31.057			
9 -	30.784	106.0	41.175	87.7	28.591	89.7	1:40.550 (3)	76.08	0.304	17:53:11.607			
10 -	30.794	106.0	41.711	89.2	28.655	88.1	1:41.160	75.62	0.914	17:54:52.767			
11 -	31.098	106.8	41.140	89.4	28.504	88.6	1:40.742	75.93	0.496	17:56:33.509			
12 -	30.553	106.3	41.271	88.0	28.792	89.4	1:40.616	76.03	0.370	17:58:14.125			

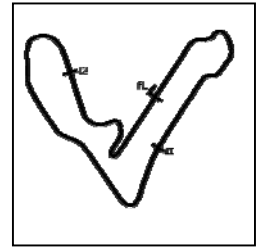
P5		11 C		Howard PAYNE			Lotus Europa TC						
IDEAL LAP TIME : 1:39.444		BEST LAP TIME : 1:39.744			DIFFERENCE : 0.300								
LAP	SECTOR 1	SECTOR 2	SECTOR 3	LAP TIME	MPH	DIFF	TIME OF DAY						
1 -		105.1	42.942	88.7	28.861	89.0	1:50.820	69.03	11.076	17:39:45.944			
2 -	30.834	107.8	42.441	89.9	28.456	89.0	1:41.731	75.19	1.987	17:41:27.675			
3 -	30.799	106.3	41.237	90.0	28.284	89.5	1:40.320	76.25	0.576	17:43:07.995			
4 -	30.584	107.2	40.999	90.5	28.161	89.7	1:39.744 (1)	76.69		17:44:47.739			
5 -	30.858	106.1	43.196	88.4	29.394	89.8	1:43.448	73.95	3.704	17:46:31.187			
6 -	30.700	106.5	42.632	88.0	28.376	88.9	1:41.708	75.21	1.964	17:48:12.895			
7 -	30.800	107.0	41.702	89.3	28.121	89.3	1:40.623	76.02	0.879	17:49:53.518			
8 -	30.849	106.3	42.055	88.8	28.391	89.4	1:41.295	75.52	1.551	17:51:34.813			
9 -	30.395	107.7	41.386	89.8	28.079	89.4	1:39.860 (2)	76.60	0.116	17:53:14.673			
10 -	30.366	108.0	41.246	89.9	28.360	89.3	1:39.972 (3)	76.52	0.228	17:54:54.645			
11 -	31.874	104.8	41.436	89.5	28.151	89.1	1:41.461	75.39	1.717	17:56:36.106			
12 -	30.524	106.5	41.265	89.3	28.376	89.1	1:40.165	76.37	0.421	17:58:16.271			

P6		45 I		Rupert ASHDOWN			Lotus Elan S1						
IDEAL LAP TIME : 1:39.706		BEST LAP TIME : 1:40.174			DIFFERENCE : 0.468								
LAP	SECTOR 1	SECTOR 2	SECTOR 3	LAP TIME	MPH	DIFF	TIME OF DAY						
1 -		101.0	42.979	90.8	28.504	92.4	1:50.047	69.51	9.873	17:39:45.171			
2 -	31.281	105.0	43.350	94.3	28.265	94.0	1:42.896	74.34	2.722	17:41:28.067			
3 -	30.844	103.4	41.985	93.8	28.142	93.5	1:40.971	75.76	0.797	17:43:09.038			
4 -	30.217	108.9	41.798	94.3	28.430	93.0	1:40.445	76.16	0.271	17:44:49.483			
5 -	30.989	109.1	42.828	94.5	28.959	93.6	1:42.776	74.43	2.602	17:46:32.259			
6 -	30.390	109.2	42.553	92.5	28.162	94.1	1:41.105	75.66	0.931	17:48:13.364			
7 -	30.808	105.8	42.095	94.5	29.377	86.2	1:42.280	74.79	2.106	17:49:55.644			
8 -	30.604	110.1	41.821	94.5	28.454	93.1	1:40.879	75.83	0.705	17:51:36.523			
9 -	30.505	110.1	41.727	94.6	27.966	93.0	1:40.198 (2)	76.34	0.024	17:53:16.721			
10 -	30.319	111.6	42.237	93.9	28.052	93.1	1:40.608	76.03	0.434	17:54:57.329			
11 -	30.778	108.7	41.523	94.5	27.976	93.2	1:40.277 (3)	76.28	0.103	17:56:37.606			
12 -	30.461	110.5	41.635	94.3	28.078	93.4	1:40.174 (1)	76.36		17:58:17.780			

Croft Retro and Classic Weekend

HSCC 70's Road Sports

RACE 7 - SECTOR ANALYSIS



SECTOR 1 = FL to I1, SECTOR 2 = I1 to I2, SECTOR 3 = I2 to FL, DIFF = Difference To Personal Best Lap, P = Crossed Finish Line in Pit Lane, D = Time Disallowed

P7 37 B		Nic STRONG					Marcos 3000GT				
IDEAL LAP TIME : 1:41.465		BEST LAP TIME : 1:41.907					DIFFERENCE : 0.442				
LAP	SECTOR 1		SECTOR 2		SECTOR 3		LAP TIME	MPH	DIFF	TIME OF DAY	
1 -		109.2	43.926	89.3	28.544	95.3	1:51.718	68.47	9.811	17:39:46.842	
2 -	31.689	108.7	43.194	92.8	28.260	95.2	1:43.143	74.16	1.236	17:41:29.985	
3 -	31.891	107.7	43.478	91.1	28.432	96.2	1:43.801	73.69	1.894	17:43:13.786	
4 -	31.408	110.7	43.840	92.4	28.595	95.2	1:43.843	73.66	1.936	17:44:57.629	
5 -	32.460	107.8	45.628	90.6	27.954	96.4	1:46.042	72.14	4.135	17:46:43.671	
6 -	31.454	111.2	43.007	91.8	27.812	96.8	1:42.273 (3)	74.80	0.366	17:48:25.944	
7 -	31.369	111.4	42.735	90.4	28.360	94.9	1:42.464	74.66	0.557	17:50:08.408	
8 -	31.455	109.2	42.514	93.5	28.752	93.1	1:42.721	74.47	0.814	17:51:51.129	
9 -	31.139	114.5	42.775	92.9	27.993	96.4	1:41.907 (1)	75.06		17:53:33.036	
10 -	31.376	112.0	42.793	93.0	28.591	96.4	1:42.760	74.44	0.853	17:55:15.796	
11 -	31.300	112.4	42.580	92.9	28.785	96.9	1:42.665	74.51	0.758	17:56:58.461	
12 -	31.417	111.1	42.562	92.9	28.009	95.2	1:41.988 (2)	75.00	0.081	17:58:40.449	

P8 2 A		Adam BAGNALL					Jaguar E-type S2 FHC				
IDEAL LAP TIME : 1:41.733		BEST LAP TIME : 1:42.157					DIFFERENCE : 0.424				
LAP	SECTOR 1		SECTOR 2		SECTOR 3		LAP TIME	MPH	DIFF	TIME OF DAY	
1 -		109.1	44.183	93.3	29.090	92.6	1:52.756	67.84	10.599	17:39:47.880	
2 -	31.201	112.2	43.093	95.1	28.992	92.5	1:43.286	74.06	1.129	17:41:31.166	
3 -	31.161	112.0	43.259	93.0	29.139	93.7	1:43.559	73.87	1.402	17:43:14.725	
4 -	31.648	111.1	43.084	91.8	28.768	94.5	1:43.500	73.91	1.343	17:44:58.225	
5 -	32.352	107.2	43.710	93.9	28.743	93.4	1:44.805	72.99	2.648	17:46:43.030	
6 -	31.002	110.9	42.765	95.3	28.493	93.7	1:42.260 (2)	74.81	0.103	17:48:25.290	
7 -	31.322	109.8	42.403	95.1	28.763	94.4	1:42.488 (3)	74.64	0.331	17:50:07.778	
8 -	30.837	110.5	42.808	93.7	29.348	92.4	1:42.993	74.27	0.836	17:51:50.771	
9 -	30.965	111.1	43.591	94.7	28.521	93.2	1:43.077	74.21	0.920	17:53:33.848	
10 -	30.906	111.6	42.886	94.3	28.793	92.2	1:42.585	74.57	0.428	17:55:16.433	
11 -	31.113	111.4	42.404	94.2	29.485	93.0	1:43.002	74.27	0.845	17:56:59.435	
12 -	31.043	110.7	42.480	94.3	28.634	91.9	1:42.157 (1)	74.88		17:58:41.592	

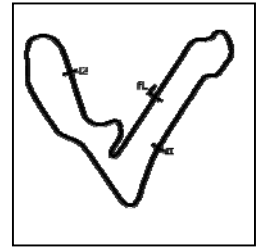
P9 35 A		Robert GATE					Jaguar E-type				
IDEAL LAP TIME : 1:40.717		BEST LAP TIME : 1:40.717					DIFFERENCE : 0.000				
LAP	SECTOR 1		SECTOR 2		SECTOR 3		LAP TIME	MPH	DIFF	TIME OF DAY	
1 -		101.6	45.690	88.3	28.147	92.2	1:58.834	64.37	18.117	17:39:53.958	
2 -	32.540	104.5	44.274	89.0	28.499	92.1	1:45.313	72.64	4.596	17:41:39.271	
3 -	31.803	102.7	44.477	88.4	28.467	92.2	1:44.747	73.03	4.030	17:43:24.018	
4 -	31.560	108.9	42.897	88.1	28.548	91.5	1:43.005	74.26	2.288	17:45:07.023	
5 -	31.238	108.4	44.935	88.5	28.473	91.6	1:44.646	73.10	3.929	17:46:51.669	
6 -	31.477	109.1	43.692	88.4	28.839	91.4	1:44.008	73.55	3.291	17:48:35.677	
7 -	31.505	109.1	42.994	89.1	28.193	92.6	1:42.692	74.49	1.975	17:50:18.369	
8 -	31.529	110.3	42.901	88.1	27.966	92.1	1:42.396 (3)	74.71	1.679	17:52:00.765	
9 -	31.636	107.8	43.134	89.2	28.159	92.0	1:42.929	74.32	2.212	17:53:43.694	
10 -	30.974	107.7	42.547	89.9	28.487	90.4	1:42.008 (2)	74.99	1.291	17:55:25.702	
11 -	30.840	111.6	42.194	90.3	27.683	92.6	1:40.717 (1)	75.95		17:57:06.419	
12 -	32.845	106.3	42.954	89.3	27.974	92.5	1:43.773	73.71	3.056	17:58:50.192	

Weather / Track : Cloudy / Dry

Croft Retro and Classic Weekend

HSCC 70's Road Sports

RACE 7 - SECTOR ANALYSIS



SECTOR 1 = FL to I1, SECTOR 2 = I1 to I2, SECTOR 3 = I2 to FL, DIFF = Difference To Personal Best Lap, P = Crossed Finish Line in Pit Lane, D = Time Disallowed

P10 146 I		Tris SIMPSON					Ferrari 308 GT				
IDEAL LAP TIME : 1:43.003		BEST LAP TIME : 1:44.280					DIFFERENCE : 1.277				
LAP	SECTOR 1	SECTOR 2		SECTOR 3		LAP TIME	MPH	DIFF	TIME OF DAY		
1 -		100.3	45.180	83.1	29.958	81.2	1:56.911	65.43	12.631	17:39:52.035	
2 -	32.888	98.8	43.332	83.3	29.657	82.1	1:45.877	72.25	1.597	17:41:37.912	
3 -	33.066	98.1	45.180	83.6	29.329	81.2	1:47.575	71.11	3.295	17:43:25.487	
4 -	32.281	100.0	43.499	82.2	29.031	81.2	1:44.811 (3)	72.98	0.531	17:45:10.298	
5 -	31.475	102.1	44.369	83.1	28.548	81.6	1:44.392 (2)	73.28	0.112	17:46:54.690	
6 -	31.352	102.1	43.673	81.8	30.118	79.7	1:45.143	72.75	0.863	17:48:39.833	
7 -	31.787	100.4	43.103	81.4	29.390	77.7	1:44.280 (1)	73.36		17:50:24.113	
8 -	32.504	94.7	44.237	79.7	29.792	75.2	1:46.533	71.80	2.253	17:52:10.646	
9 -	33.046	95.5	44.407	78.2	29.884	76.0	1:47.337	71.27	3.057	17:53:57.983	
10 -	33.055	93.8	43.938	79.8	29.569	76.2	1:46.562	71.79	2.282	17:55:44.545	
11 -	32.857	94.1	44.119	80.3	29.393	76.0	1:46.369	71.92	2.089	17:57:30.914	
12 -	32.757	96.1	43.990	80.6	29.704	75.9	1:46.451	71.86	2.171	17:59:17.365	

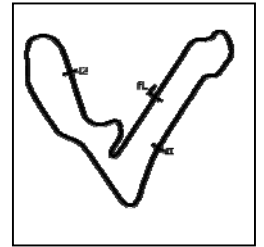
P11 12 D		Neil BROWN					Lotus Eclat				
IDEAL LAP TIME : 1:45.061		BEST LAP TIME : 1:45.543					DIFFERENCE : 0.482				
LAP	SECTOR 1	SECTOR 2		SECTOR 3		LAP TIME	MPH	DIFF	TIME OF DAY		
1 -		98.5	44.548	81.6	29.295	81.1	1:55.170	66.42	9.627	17:39:50.294	
2 -	33.154	99.7	44.611	82.8	29.314	81.3	1:47.079	71.44	1.536	17:41:37.373	
3 -	33.247	100.1	44.238	82.6	29.612	80.4	1:47.097	71.43	1.554	17:43:24.470	
4 -	33.395	96.1	45.822	82.3	29.067	81.5	1:48.284	70.64	2.741	17:45:12.754	
5 -	32.754	100.0	44.899	83.1	29.259	80.8	1:46.912	71.55	1.369	17:46:59.666	
6 -	33.309	100.4	44.159	83.6	29.256	81.3	1:46.724	71.68	1.181	17:48:46.390	
7 -	33.255	101.2	44.552	83.9	29.147	80.9	1:46.954	71.52	1.411	17:50:33.344	
8 -	33.038	100.0	44.375	83.7	28.981	81.0	1:46.394	71.90	0.851	17:52:19.738	
9 -	32.791	100.4	44.032	83.3	29.147	80.9	1:45.970 (3)	72.19	0.427	17:54:05.708	
10 -	32.933	100.1	43.326	83.3	29.284	80.8	1:45.543 (1)	72.48		17:55:51.251	
11 -	32.869	100.3	44.068	82.9	29.068	80.8	1:46.005	72.16	0.462	17:57:37.256	
12 -	32.901	100.3	43.679	82.7	29.048	81.3	1:45.628 (2)	72.42	0.085	17:59:22.884	

P12 68 D		Jon WAGSTAFF					Alfa Romeo GTV				
IDEAL LAP TIME : 1:44.734		BEST LAP TIME : 1:45.093					DIFFERENCE : 0.359				
LAP	SECTOR 1	SECTOR 2		SECTOR 3		LAP TIME	MPH	DIFF	TIME OF DAY		
1 -		99.4	45.123	84.2	29.459	82.1	1:56.062	65.91	10.969	17:39:51.186	
2 -	33.526	98.2	44.816	84.7	29.882	82.1	1:48.224	70.68	3.131	17:41:39.410	
3 -	33.662	97.5	44.368	84.4	29.701	82.0	1:47.731	71.01	2.638	17:43:27.141	
4 -	33.250	98.8	44.147	85.7	29.238	82.5	1:46.635	71.74	1.542	17:45:13.776	
5 -	33.139	99.1	44.495	85.2	29.382	82.2	1:47.016	71.48	1.923	17:47:00.792	
6 -	32.960	99.8	44.678	84.6	29.720	81.5	1:47.358	71.25	2.265	17:48:48.150	
7 -	32.917	99.5	44.120	85.9	29.500	82.1	1:46.537	71.80	1.444	17:50:34.687	
8 -	32.651	99.8	43.875	85.1	29.294	82.6	1:45.820 (2)	72.29	0.727	17:52:20.507	
9 -	32.574	100.3	44.194	84.7	29.681	82.2	1:46.449	71.86	1.356	17:54:06.956	
10 -	32.334	101.6	43.881	85.9	29.659	81.8	1:45.874 (3)	72.25	0.781	17:55:52.830	
11 -	32.742	99.7	43.893	85.5	29.364	82.2	1:45.999	72.17	0.906	17:57:38.829	
12 -	32.693	100.1	43.370	86.1	29.030	82.6	1:45.093 (1)	72.79		17:59:23.922	

Croft Retro and Classic Weekend

HSCC 70's Road Sports

RACE 7 - SECTOR ANALYSIS



SECTOR 1 = FL to I1, SECTOR 2 = I1 to I2, SECTOR 3 = I2 to FL, DIFF = Difference To Personal Best Lap, P = Crossed Finish Line in Pit Lane, D = Time Disallowed

P13 61 D		Lawrence ALEXANDER					Alfa Romeo GTV				
IDEAL LAP TIME : 1:45.821		BEST LAP TIME : 1:46.258					DIFFERENCE : 0.437				
LAP	SECTOR 1	SECTOR 2		SECTOR 3		LAP TIME	MPH	DIFF	TIME OF DAY		
1 -		94.6	45.415	80.5	29.596	78.4	1:57.901	64.88	11.643	17:39:53.025	
2 -	33.211	96.1	45.993	81.4	29.718	78.1	1:48.922	70.23	2.664	17:41:41.947	
3 -	33.174	96.5	44.006	81.0	29.801	78.5	1:46.981	71.50	0.723	17:43:28.928	
4 -	33.267	95.1	44.214	81.0	29.530	78.7	1:47.011	71.48	0.753	17:45:15.939	
5 -	33.335	96.2	44.228	82.0	29.661	78.7	1:47.224	71.34	0.966	17:47:03.163	
6 -	33.009	96.9	43.703	81.5	29.546	78.7	1:46.258 (1)	71.99		17:48:49.421	
7 -	32.878	97.5	44.748	82.3	29.274	78.5	1:46.900	71.56	0.642	17:50:36.321	
8 -	32.946	96.8	44.211	81.5	29.401	78.9	1:46.558 (2)	71.79	0.300	17:52:22.879	
9 -	33.147	96.9	44.479	81.4	29.304	78.6	1:46.930	71.54	0.672	17:54:09.809	
10 -	32.918	96.9	44.185	81.1	29.609	78.5	1:46.712 (3)	71.68	0.454	17:55:56.521	
11 -	33.288	96.8	46.142	81.0	29.474	79.2	1:48.904	70.24	2.646	17:57:45.425	
12 -	33.634	95.1	44.864	79.7	29.240	79.1	1:47.738	71.00	1.480	17:59:33.163	

P14 14 C		Chris BAXTER					Lotus Seven S4				
IDEAL LAP TIME : 1:44.452		BEST LAP TIME : 1:45.353					DIFFERENCE : 0.901				
LAP	SECTOR 1	SECTOR 2		SECTOR 3		LAP TIME	MPH	DIFF	TIME OF DAY		
1 -		99.8	47.344	88.6	29.889	88.1	2:03.101	62.14	17.748	17:39:58.225	
2 -	33.713	103.8	45.240	89.5	28.892	88.9	1:47.845	70.93	2.492	17:41:46.070	
3 -	33.136	103.8	45.966	84.7	30.533	84.3	1:49.635	69.77	4.282	17:43:35.705	
4 -	33.082	100.3	44.935	89.3	29.067	88.3	1:47.084	71.44	1.731	17:45:22.789	
5 -	32.419	102.4	45.675	89.1	31.243	76.9	1:49.337	69.96	3.984	17:47:12.126	
6 -	32.177	103.4	44.115	89.5	29.061	88.3	1:45.353 (1)	72.61		17:48:57.479	
7 -	32.532	102.4	46.413	89.8	30.114	87.8	1:49.059	70.14	3.706	17:50:46.538	
8 -	34.384	99.2	44.333	88.5	29.606	86.0	1:48.323	70.62	2.970	17:52:34.861	
9 -	32.116	102.9	44.076	88.1	29.443	86.5	1:45.635	72.42	0.282	17:54:20.496	
10 -	32.274	102.7	44.190	89.3	28.978	86.1	1:45.442 (2)	72.55	0.089	17:56:05.938	
11 -	32.196	101.6	44.163	88.8	29.175	86.5	1:45.534 (3)	72.48	0.181	17:57:51.472	
12 -	31.749	101.6	43.811	88.6	30.130	86.1	1:45.690	72.38	0.337	17:59:37.162	

P15 6 I		Johan DENEKAMP					TVR Tuscan				
IDEAL LAP TIME : 1:46.480		BEST LAP TIME : 1:46.626					DIFFERENCE : 0.146				
LAP	SECTOR 1	SECTOR 2		SECTOR 3		LAP TIME	MPH	DIFF	TIME OF DAY		
1 -		97.5	47.622	83.1	29.541	87.8	2:01.195	63.12	14.569	17:39:56.319	
2 -	33.268	99.5	45.124	86.0	29.025	88.7	1:47.417 (3)	71.21	0.791	17:41:43.736	
3 -	33.225	98.8	45.033	85.0	29.609	88.8	1:47.867	70.92	1.241	17:43:31.603	
4 -	33.239	99.1	45.210	84.7	29.399	88.7	1:47.848	70.93	1.222	17:45:19.451	
5 -	33.718	98.8	45.834	84.8	29.383	88.7	1:48.935	70.22	2.309	17:47:08.386	
6 -	33.521	99.5	45.165	85.0	29.204	88.6	1:47.890	70.90	1.264	17:48:56.276	
7 -	33.492	98.5	45.743	84.4	29.527	89.3	1:48.762	70.33	2.136	17:50:45.038	
8 -	35.731	95.0	45.521	87.2	29.294	86.2	1:50.546	69.20	3.920	17:52:35.584	
9 -	33.291	99.5	44.826	84.5	29.328	88.8	1:47.445	71.20	0.819	17:54:23.029	
10 -	32.916	100.6	44.539	85.9	29.171	88.8	1:46.626 (1)	71.74		17:56:09.655	
11 -	33.095	101.3	44.667	86.0	29.609	83.2	1:47.371 (2)	71.24	0.745	17:57:57.026	

Weather / Track : Cloudy / Dry

Results can be found at www.tsl-timing.com

Page 5 of 7

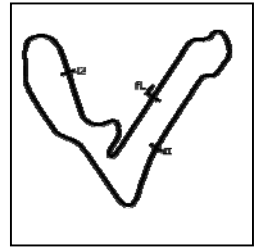
Croft
Circuit Length = 2.1250 miles
Start: 17:37 Flag 17:57 End: 18:03

Printed - 18:04 Saturday, 03 August 2019

Croft Retro and Classic Weekend

HSCC 70's Road Sports

RACE 7 - SECTOR ANALYSIS



SECTOR 1 = FL to I1, SECTOR 2 = I1 to I2, SECTOR 3 = I2 to FL, DIFF = Difference To Personal Best Lap, P = Crossed Finish Line in Pit Lane, D = Time Disallowed

P16		7 E		David TOMKINSON			Triumph Spitfire			
IDEAL LAP TIME : 1:45.858		BEST LAP TIME : 1:46.537			DIFFERENCE : 0.679					
LAP	SECTOR 1		SECTOR 2		SECTOR 3		LAP TIME	MPH	DIFF	TIME OF DAY
1 -		91.6	47.306	78.5	30.705	76.9	2:02.926	62.23	16.389	17:39:58.050
2 -	35.055	94.5	44.742	80.0	30.150	78.0	1:49.947	69.57	3.410	17:41:47.997
3 -	33.409	96.4	44.642	80.2	30.198	78.1	1:48.249	70.67	1.712	17:43:36.246
4 -	33.014	97.2	45.078	79.3	30.243	77.7	1:48.335	70.61	1.798	17:45:24.581
5 -	32.863	96.9	46.032	81.1	30.155	78.2	1:49.050	70.15	2.513	17:47:13.631
6 -	32.982	96.4	45.424	80.5	29.862	78.1	1:48.268	70.65	1.731	17:49:01.899
7 -	33.110	96.0	44.860	80.6	29.694	78.4	1:47.664 (3)	71.05	1.127	17:50:49.563
8 -	33.061	96.8	44.719	81.7	30.285	78.5	1:48.065	70.79	1.528	17:52:37.628
9 -	32.846	96.4	43.517	82.2	30.194	78.2	1:46.557 (2)	71.79	0.020	17:54:24.185
10 -	32.647	96.5	44.038	80.6	29.852	78.7	1:46.537 (1)	71.80		17:56:10.722
11 -	32.833	96.1	44.161	81.0	30.868	76.3	1:47.862	70.92	1.325	17:57:58.584

P17		57 D		Mark OLDFIELD			Porsche 924			
IDEAL LAP TIME : 1:46.640		BEST LAP TIME : 1:46.770			DIFFERENCE : 0.130					
LAP	SECTOR 1		SECTOR 2		SECTOR 3		LAP TIME	MPH	DIFF	TIME OF DAY
1 -		89.5	46.605	77.4	30.421	76.1	2:02.429	62.48	15.659	17:39:57.553
2 -	33.213	95.8	44.382	78.8	30.097	76.2	1:47.692 (3)	71.03	0.922	17:41:45.245
3 -	35.026	94.3	44.569	77.6	30.003	76.4	1:49.598	69.80	2.828	17:43:34.843
4 -	33.053	95.3	43.827	80.9	29.984	76.8	1:46.864 (2)	71.58	0.094	17:45:21.707
5 -	33.364	95.0	44.277	79.7	30.466	76.2	1:48.107	70.76	1.337	17:47:09.814
6 -	33.292	95.4	44.519	80.0	30.138	76.2	1:47.949	70.86	1.179	17:48:57.763
7 -	33.332	95.3	45.207	79.7	30.843	76.2	1:49.382	69.93	2.612	17:50:47.145
8 -	34.705	91.1	45.117	79.3	30.645	75.2	1:50.467	69.25	3.697	17:52:37.612
9 -	33.389	96.2	44.534	81.3	30.010	77.1	1:47.933	70.87	1.163	17:54:25.545
10 -	33.176	95.3	43.603	81.2	29.991	76.6	1:46.770 (1)	71.65		17:56:12.315
11 -	33.225	95.0	46.668	77.9	30.619	76.2	1:50.512	69.22	3.742	17:58:02.827

P18		28 D		Simon BAINES			Porsche 924			
IDEAL LAP TIME : 1:47.274		BEST LAP TIME : 1:47.629			DIFFERENCE : 0.355					
LAP	SECTOR 1		SECTOR 2		SECTOR 3		LAP TIME	MPH	DIFF	TIME OF DAY
1 -		85.2	46.570	76.6	31.088	73.8	2:05.345	61.03	17.716	17:40:00.469
2 -	34.033	90.3	44.558	79.4	30.650	75.6	1:49.241	70.02	1.612	17:41:49.710
3 -	33.378	92.6	44.668	79.3	30.198	76.0	1:48.244 (2)	70.67	0.615	17:43:37.954
4 -	33.112	93.4	44.074	79.8	30.443	76.4	1:47.629 (1)	71.07		17:45:25.583
5 -	33.107	94.3	46.838	78.6	30.576	75.4	1:50.521	69.21	2.892	17:47:16.104
6 -	33.387	93.9	46.054	78.5	30.581	75.7	1:50.022	69.53	2.393	17:49:06.126
7 -	33.280	93.5	45.460	78.3	30.093	76.1	1:48.833	70.29	1.204	17:50:54.959
8 -	33.487	93.4	45.439	78.0	30.410	75.5	1:49.336	69.96	1.707	17:52:44.295
9 -	33.436	93.7	44.685	79.2	30.349	74.8	1:48.470 (3)	70.52	0.841	17:54:32.765
10 -	33.488	94.6	47.631	78.1	30.523	76.2	1:51.642	68.52	4.013	17:56:24.407
11 -	33.497	94.3	44.556	78.6	30.760	76.6	1:48.813	70.30	1.184	17:58:13.220

P19		3 D		Peter CONNELL			Porsche 924			
IDEAL LAP TIME : 2:01.066		BEST LAP TIME : 2:02.565			DIFFERENCE : 1.499					
LAP	SECTOR 1		SECTOR 2		SECTOR 3		LAP TIME	MPH	DIFF	TIME OF DAY
1 -		81.9	51.124	72.0	33.458	70.8	2:14.647	56.81	12.082	17:40:09.771
2 -	39.256	78.5	53.846	71.3	33.211	72.0	2:06.313	60.56	3.748	17:42:16.084
3 -	39.207	82.2	54.100	71.8	35.382	69.6	2:08.689	59.44	6.124	17:44:24.773
4 -	39.393	82.9	55.225	68.4	35.434	72.6	2:10.052	58.82	7.487	17:46:34.825
5 -	39.049	76.3	52.689	67.1	33.850	71.3	2:05.588	60.91	3.023	17:48:40.413
6 -	37.906	81.9	52.237	72.7	32.422	72.6	2:02.565 (1)	62.41		17:50:42.978
7 -	38.919	74.9	51.687	73.3	33.556	72.0	2:04.162	61.61	1.597	17:52:47.140
8 -	37.835	84.0	53.316	74.3	32.464	72.8	2:03.615 (2)	61.88	1.050	17:54:50.755
9 -	41.552	83.8	50.809	73.5	39.234	71.6	2:11.595	58.13	9.030	17:57:02.350
10 -	38.675	83.0	51.582	69.6	33.618	72.2	2:03.875 (3)	61.75	1.310	17:59:06.225

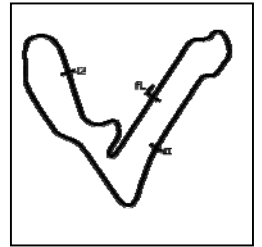
Weather / Track : Cloudy / Dry

Croft
Circuit Length = 2.1250 miles
Start: 17:37 Flag 17:57 End: 18:03

Croft Retro and Classic Weekend

HSCC 70's Road Sports

RACE 7 - SECTOR ANALYSIS



SECTOR 1 = FL to I1, SECTOR 2 = I1 to I2, SECTOR 3 = I2 to FL, DIFF = Difference To Personal Best Lap, P = Crossed Finish Line in Pit Lane, D = Time Disallowed

P20 20 C		Mark LEVERETT		Lotus Elan S4						
IDEAL LAP TIME : 1:39.353		BEST LAP TIME : 1:39.544		DIFFERENCE : 0.191						
LAP	SECTOR 1		SECTOR 2		SECTOR 3		LAP TIME	MPH	DIFF	TIME OF DAY
1 -		109.1	41.674	91.0	27.931	90.1	1:45.994	72.17	6.450	17:39:41.118
2 -	30.781	108.9	42.097	83.9	28.239	89.6	1:41.117 (3)	75.65	1.573	17:41:22.235
3 -	30.719	109.2	41.320	88.1	28.059	89.4	1:40.098 (2)	76.42	0.554	17:43:02.333
4 -	30.156	111.4	41.266	89.7	28.122	89.0	1:39.544 (1)	76.85		17:44:41.877

P21 121 I		Adrian SMITH		Fiat X19						
IDEAL LAP TIME : 2:01.808		BEST LAP TIME : 2:05.613		DIFFERENCE : 3.805						
LAP	SECTOR 1		SECTOR 2		SECTOR 3		LAP TIME	MPH	DIFF	TIME OF DAY
1 -		77.5	51.284	69.1	32.876	68.3	2:15.794 (3)	56.33	10.181	17:40:10.918
2 -	38.876	76.7	54.885	68.3	32.387	67.2	2:06.148 (2)	60.64	0.535	17:42:17.066
3 -	39.268	77.4	53.755	66.8	32.590	66.1	2:05.613 (1)	60.90		17:44:22.679
4 -	38.137	78.5	55.836	56.2	IN PIT		2:32.874 P	50.04	27.261	17:46:55.553

Croft Retro and Classic Weekend

HSCC 70's Road Sports

RACE 7 - BEST SECTORS

SECTOR 1			SECTOR 2			SECTOR 3			IDEAL / BEST COMPARISON							
POS	NO	NAME	TIME	NO	NAME	TIME	NO	NAME	TIME	POS	NO	NAME	IDEAL	BEST	DIFF	
													PERFECT LAP	1:37.021		
1	98	KIVLOCHAN	29.307	19	LEVERETT	40.394	98	KIVLOCHAN	27.320	1	19	LEVERETT	1:37.640	1:38.169	0.529	
2	19	LEVERETT	29.744	1	CLARK	40.514	1	CLARK	27.465	2	98	KIVLOCHAN	1:37.698	1:38.500	0.802	
3	20	LEVERETT	30.156	11	PAYNE	40.999	19	LEVERETT	27.502	3	1	CLARK	1:38.171	1:38.551	0.380	
4	1	CLARK	30.192	98	KIVLOCHAN	41.071	35	GATE	27.683	4	20	LEVERETT	1:39.353	1:39.544	0.191	
5	45	ASHDOWN	30.217	30	WILLIAMS	41.140	37	STRONG	27.812	5	11	PAYNE	1:39.444	1:39.744	0.300	
6	11	PAYNE	30.366	20	LEVERETT	41.266	20	LEVERETT	27.931	6	45	ASHDOWN	1:39.706	1:40.174	0.468	
7	30	WILLIAMS	30.553	45	ASHDOWN	41.523	45	ASHDOWN	27.966	7	30	WILLIAMS	1:39.935	1:40.246	0.311	
8	2	BAGNALL	30.837	35	GATE	42.194	11	PAYNE	28.079	8	35	GATE	1:40.717	1:40.717	0.000	
9	35	GATE	30.840	2	BAGNALL	42.403	30	WILLIAMS	28.242	9	37	STRONG	1:41.465	1:41.907	0.442	
10	37	STRONG	31.139	37	STRONG	42.514	2	BAGNALL	28.493	10	2	BAGNALL	1:41.733	1:42.157	0.424	
11	146	SIMPSON	31.352	146	SIMPSON	43.103	146	SIMPSON	28.548	11	146	SIMPSON	1:43.003	1:44.280	1.277	
12	14	BAXTER	31.749	12	BROWN	43.326	14	BAXTER	28.892	12	14	BAXTER	1:44.452	1:45.353	0.901	
13	68	WAGSTAFF	32.334	68	WAGSTAFF	43.370	12	BROWN	28.981	13	68	WAGSTAFF	1:44.734	1:45.093	0.359	
14	7	TOMKINSON	32.647	7	TOMKINSON	43.517	6	DENEKAMP	29.025	14	12	BROWN	1:45.061	1:45.543	0.482	
15	12	BROWN	32.754	57	OLDFIELD	43.603	68	WAGSTAFF	29.030	15	61	ALEXANDER	1:45.821	1:46.258	0.437	
16	61	ALEXANDER	32.878	61	ALEXANDER	43.703	61	ALEXANDER	29.240	16	7	TOMKINSON	1:45.858	1:46.537	0.679	
17	6	DENEKAMP	32.916	14	BAXTER	43.811	7	TOMKINSON	29.694	17	6	DENEKAMP	1:46.480	1:46.626	0.146	
18	57	OLDFIELD	33.053	28	BAINES	44.074	57	OLDFIELD	29.984	18	57	OLDFIELD	1:46.640	1:46.770	0.130	
19	28	BAINES	33.107	6	DENEKAMP	44.539	28	BAINES	30.093	19	28	BAINES	1:47.274	1:47.629	0.355	
20	3	CONNELL	37.835	3	CONNELL	50.809	121	SMITH	32.387	20	3	CONNELL	2:01.066	2:02.565	1.499	
21	121	SMITH	38.137	121	SMITH	51.284	3	CONNELL	32.422	21	121	SMITH	2:01.808	2:05.613	3.805	

Weather / Track : Cloudy / Dry

Results can be found at www.tsl-timing.com

Croft

Circuit Length = 2.1250 miles

Start: 17:37 Flag 17:57 End: 18:03

Printed - 18:05 Saturday, 03 August 2019

Croft Retro and Classic Weekend

HSCC 70's Road Sports

RACE 7 - BEST SPEEDS

POS	INTERMEDIATE 1			INTERMEDIATE 2			FINISH LINE		
	NO	NAME	MPH	NO	NAME	MPH	NO	NAME	MPH
1	37	STRONG	114.5	2	BAGNALL	95.3	37	STRONG	96.9
2	19	LEVERETT	114.1	98	KIVLOCHAN	95.1	98	KIVLOCHAN	95.2
3	98	KIVLOCHAN	113.7	45	ASHDOWN	94.6	2	BAGNALL	94.5
4	2	BAGNALL	112.2	37	STRONG	93.5	45	ASHDOWN	94.1
5	45	ASHDOWN	111.6	19	LEVERETT	92.0	35	GATE	92.6
6	35	GATE	111.6	1	CLARK	91.8	19	LEVERETT	92.1
7	20	LEVERETT	111.4	20	LEVERETT	91.0	1	CLARK	92.0
8	1	CLARK	111.2	11	PAYNE	90.5	20	LEVERETT	90.1
9	11	PAYNE	108.0	35	GATE	90.3	11	PAYNE	89.8
10	30	WILLIAMS	107.0	30	WILLIAMS	89.9	30	WILLIAMS	89.7
11	14	BAXTER	103.8	14	BAXTER	89.8	6	DENEKAMP	89.3
12	146	SIMPSON	102.1	6	DENEKAMP	87.2	14	BAXTER	88.9
13	68	WAGSTAFF	101.6	68	WAGSTAFF	86.1	68	WAGSTAFF	82.6
14	6	DENEKAMP	101.3	12	BROWN	83.9	146	SIMPSON	82.1
15	12	BROWN	101.2	146	SIMPSON	83.6	12	BROWN	81.5
16	61	ALEXANDER	97.5	61	ALEXANDER	82.3	61	ALEXANDER	79.2
17	7	TOMKINSON	97.2	7	TOMKINSON	82.2	7	TOMKINSON	78.7
18	57	OLDFIELD	96.2	57	OLDFIELD	81.3	57	OLDFIELD	77.1
19	28	BAINES	94.6	28	BAINES	79.8	28	BAINES	76.6
20	3	CONNELL	84.0	3	CONNELL	74.3	3	CONNELL	72.8
21	121	SMITH	78.5	121	SMITH	69.1	121	SMITH	68.3

Weather / Track : Cloudy / Dry

Results can be found at www.tsl-timing.com

Croft
Circuit Length = 2.1250 miles
Start: 17:37 Flag 17:57 End: 18:03

Printed - 18:05 Saturday, 03 August 2019

Croft Retro and Classic Weekend

HSCC 70's Road Sports

RACE 7 - STATISTICS

Competitors Started 21
Planned Start 2019-08-03 @ 17:40:00.000
Actual Start 2019-08-03 @ 17:37:55.123
Finish Time 2019-08-03 @ 17:57:51.473
Track Length 2.1250mi.
Total Laps 230
Total Distance Covered 488.7562mi.

Session Fastest Lap History

NO	CL	NAME	LAP TIME	TIME OF DAY	LAP	VEHICLE
98	A	Kevin KIVLOCHAN	1:45.558	17:39:40.693	1	Morgan Plus 8
98	A	Kevin KIVLOCHAN	1:40.469	17:41:21.163	2	Morgan Plus 8
1	C	Jeremy CLARK	1:39.492	17:41:21.448	2	Lotus Elan S4
19	C	Will LEVERETT	1:39.450	17:41:21.661	2	Lotus Europa
1	C	Jeremy CLARK	1:39.121	17:43:00.568	3	Lotus Elan S4
1	C	Jeremy CLARK	1:38.575	17:44:39.144	4	Lotus Elan S4
1	C	Jeremy CLARK	1:38.551	17:52:58.537	9	Lotus Elan S4
19	C	Will LEVERETT	1:38.169	17:52:59.388	9	Lotus Europa

Session Leader History

NO	CL	NAME	FROM LAP	LAPS LED	DISTANCE	VEHICLE
98	A	Kevin KIVLOCHAN	1	2	4.25 miles	Morgan Plus 8
1	C	Jeremy CLARK	3	10	21.25 miles	Lotus Elan S4

Flag History

TYPE	TIME OF DAY
GREEN	17:37:55.123
FINISH	17:57:51.473

Flag Statistics

TYPE	COUNT	TOTAL LAPS	TOTAL TIME
Green	1	12	25:05.167
Red	0	0	0.000
Safety Car	0	0	0.000
FCY	0	0	0.000

Weather / Track : Cloudy / Dry

These results are provisional until the conclusion of any judicial and technical matters.

Croft

Circuit Length = 2.1250 miles

Start: 17:37 Flag 17:57 End: 18:03

Clerk Of Course : Julian Floyd

Timekeeper : Nick Palmer

Croft Retro and Classic Weekend

HSCC 70's Road Sports

RACE 7 - STATISTICS

CLASS : A

3 Starters

Fastest Lap History

NO	NAME	LAP TIME	TIME OF DAY	LAP	VEHICLE
98	Kevin KIVLOCHAN	1:45.558	17:39:40.693	1	Morgan Plus 8
98	Kevin KIVLOCHAN	1:40.469	17:41:21.163	2	Morgan Plus 8
98	Kevin KIVLOCHAN	1:40.380	17:43:01.541	3	Morgan Plus 8
98	Kevin KIVLOCHAN	1:39.356	17:44:40.897	4	Morgan Plus 8
98	Kevin KIVLOCHAN	1:39.318	17:49:41.478	7	Morgan Plus 8
98	Kevin KIVLOCHAN	1:38.851	17:51:20.329	8	Morgan Plus 8
98	Kevin KIVLOCHAN	1:38.573	17:52:58.903	9	Morgan Plus 8
98	Kevin KIVLOCHAN	1:38.500	17:57:58.328	12	Morgan Plus 8

Leader History

NO	NAME	FROM LAP	LAPS LED	DISTANCE	VEHICLE
98	Kevin KIVLOCHAN	1	12	25.50 miles	Morgan Plus 8

Weather / Track : Cloudy / Dry

These results are provisional until the conclusion of any judicial and technical matters.

Croft

Circuit Length = 2.1250 miles

Start: 17:37 Flag 17:57 End: 18:03

Clerk Of Course : Julian Floyd

Timekeeper : Nick Palmer

Croft Retro and Classic Weekend

HSCC 70's Road Sports

RACE 7 - STATISTICS

CLASS : B

2 Starters

Fastest Lap History

NO	NAME	LAP TIME	TIME OF DAY	LAP	VEHICLE
30	John WILLIAMS	1:49.389	17:39:44.543	1	Porsche 911SC
30	John WILLIAMS	1:40.951	17:41:25.494	2	Porsche 911SC
30	John WILLIAMS	1:40.246	17:44:47.029	4	Porsche 911SC

Leader History

NO	NAME	FROM LAP	LAPS LED	DISTANCE	VEHICLE
30	John WILLIAMS	1	12	25.50 miles	Porsche 911SC

Weather / Track : Cloudy / Dry

These results are provisional until the conclusion of any judicial and technical matters.

Croft

Circuit Length = 2.1250 miles

Start: 17:37 Flag 17:57 End: 18:03

Clerk Of Course : Julian Floyd

Timekeeper : Nick Palmer

Croft Retro and Classic Weekend

HSCC 70's Road Sports

RACE 7 - STATISTICS

CLASS : C

5 Starters

Fastest Lap History

NO	NAME	LAP TIME	TIME OF DAY	LAP	VEHICLE
20	Mark LEVERETT	1:45.994	17:39:41.135	1	Lotus Elan S4
1	Jeremy CLARK	1:39.492	17:41:21.448	2	Lotus Elan S4
19	Will LEVERETT	1:39.450	17:41:21.661	2	Lotus Europa
1	Jeremy CLARK	1:39.121	17:43:00.568	3	Lotus Elan S4
1	Jeremy CLARK	1:38.575	17:44:39.144	4	Lotus Elan S4
1	Jeremy CLARK	1:38.551	17:52:58.537	9	Lotus Elan S4
19	Will LEVERETT	1:38.169	17:52:59.388	9	Lotus Europa

Leader History

NO	NAME	FROM LAP	LAPS LED	DISTANCE	VEHICLE
20	Mark LEVERETT	1	1	2.12 miles	Lotus Elan S4
1	Jeremy CLARK	2	11	23.37 miles	Lotus Elan S4

Weather / Track : Cloudy / Dry

These results are provisional until the conclusion of any judicial and technical matters.

Croft

Circuit Length = 2.1250 miles

Start: 17:37 Flag 17:57 End: 18:03

Clerk Of Course : Julian Floyd

Timekeeper : Nick Palmer

Croft Retro and Classic Weekend

HSCC 70's Road Sports

RACE 7 - STATISTICS

CLASS : D

6 Starters

Fastest Lap History

NO	NAME	LAP TIME	TIME OF DAY	LAP	VEHICLE
12	Neil BROWN	1:55.170	17:39:50.305	1	Lotus Eclat
12	Neil BROWN	1:47.079	17:41:37.383	2	Lotus Eclat
61	Lawrence ALEXANDER	1:46.981	17:43:28.937	3	Alfa Romeo GTV
68	Jon WAGSTAFF	1:46.635	17:45:13.826	4	Alfa Romeo GTV
61	Lawrence ALEXANDER	1:46.258	17:48:49.431	6	Alfa Romeo GTV
68	Jon WAGSTAFF	1:45.820	17:52:20.558	8	Alfa Romeo GTV
12	Neil BROWN	1:45.543	17:55:51.262	10	Lotus Eclat
68	Jon WAGSTAFF	1:45.093	17:59:23.973	12	Alfa Romeo GTV

Leader History

NO	NAME	FROM LAP	LAPS LED	DISTANCE	VEHICLE
12	Neil BROWN	1	12	25.50 miles	Lotus Eclat

Weather / Track : Cloudy / Dry

These results are provisional until the conclusion of any judicial and technical matters.

Croft

Circuit Length = 2.1250 miles

Start: 17:37 Flag 17:57 End: 18:03

Clerk Of Course : Julian Floyd

Timekeeper : Nick Palmer

Croft Retro and Classic Weekend

HSCC 70's Road Sports

RACE 7 - STATISTICS

CLASS : E

1 Starters

Fastest Lap History

NO	NAME	LAP TIME	TIME OF DAY	LAP	VEHICLE
7	David TOMKINSON	2:02.926	17:39:58.066	1	Triumph Spitfire
7	David TOMKINSON	1:49.947	17:41:48.013	2	Triumph Spitfire
7	David TOMKINSON	1:48.249	17:43:36.261	3	Triumph Spitfire
7	David TOMKINSON	1:47.664	17:50:49.579	7	Triumph Spitfire
7	David TOMKINSON	1:46.557	17:54:24.200	9	Triumph Spitfire
7	David TOMKINSON	1:46.537	17:56:10.738	10	Triumph Spitfire

Leader History

NO	NAME	FROM LAP	LAPS LED	DISTANCE	VEHICLE
7	David TOMKINSON	1	11	23.37 miles	Triumph Spitfire

Weather / Track : Cloudy / Dry

These results are provisional until the conclusion of any judicial and technical matters.

Croft

Circuit Length = 2.1250 miles

Start: 17:37 Flag 17:57 End: 18:03

Clerk Of Course : Julian Floyd

Timekeeper : Nick Palmer

Croft Retro and Classic Weekend

HSCC 70's Road Sports

RACE 7 - STATISTICS

CLASS : I

4 Starters

Fastest Lap History

NO	NAME	LAP TIME	TIME OF DAY	LAP	VEHICLE
45	Rupert ASHDOWN	1:50.047	17:39:45.202	1	Lotus Elan S1
45	Rupert ASHDOWN	1:42.896	17:41:28.097	2	Lotus Elan S1
45	Rupert ASHDOWN	1:40.971	17:43:09.069	3	Lotus Elan S1
45	Rupert ASHDOWN	1:40.445	17:44:49.515	4	Lotus Elan S1
45	Rupert ASHDOWN	1:40.198	17:53:16.752	9	Lotus Elan S1
45	Rupert ASHDOWN	1:40.174	17:58:17.810	12	Lotus Elan S1

Leader History

NO	NAME	FROM LAP	LAPS LED	DISTANCE	VEHICLE
45	Rupert ASHDOWN	1	12	25.50 miles	Lotus Elan S1

Weather / Track : Cloudy / Dry

These results are provisional until the conclusion of any judicial and technical matters.

Croft

Circuit Length = 2.1250 miles

Start: 17:37 Flag 17:57 End: 18:03

Clerk Of Course : Julian Floyd

Timekeeper : Nick Palmer

Sheet No: Issue Time:



Croft Retro and Classic Weekend

HSCC 70's Road Sports

RACE 14 - GRID (20 minutes)

ROW 10	19	20	Mark LEVERETT	20	121	Adrian SMITH
ROW 9	17	28	Simon BAINES	18	3	Peter CONNELL
ROW 8	15	7	David TOMKINSON	16	57	Mark OLDFIELD
ROW 7	13	14	Chris BAXTER	14	6	Johan DENEKAMP
ROW 6	11	68	Jon WAGSTAFF	12	61	Lawrence ALEXANDER
ROW 5	9	146	Tris SIMPSON	10	12	Neil BROWN
ROW 4	7	2	Adam BAGNALL	8	35	Robert GATE
ROW 3	5	11	Howard PAYNE	6	37	Nic STRONG
ROW 2	3	19	Will LEVERETT	4	30	John WILLIAMS
ROW 1	1	1	Jeremy CLARK	2	98	Kevin KIVLOCHAN
Pole						

Car 45 - withdrawn.

Croft
Circuit Length = 2.1250 miles

These results are provisional until the conclusion of any judicial and technical matters.

Clerk Of Course : Julian Floyd	Steward :	Timekeeper : Nick Palmer
--------------------------------	-----------	--------------------------

Sheet No:

Issue Time:



Croft Retro and Classic Weekend

HSCC 70's Road Sports

RACE 14 - CLASSIFICATION

POS	NO	CL	PIC	NAME	ENTRY	LAPS	TIME	GAP	DIFF	MPH	BEST	ON
1	19	C	1	Will LEVERETT	Lotus Europa	13	21:34.458			76.82	1:38.360	6
2	98	A	1	Kevin KIVLOCHAN	Morgan Plus 8	13	21:39.679	5.221	5.221	76.51	1:38.377	12
3	1	C	2	Jeremy CLARK	Lotus Elan S4	13	21:41.509	7.051	1.830	76.41	1:38.848	12
4	20	C	3	Mark LEVERETT	Lotus Elan S4	13	22:11.260	36.802	29.751	74.70	1:39.380	6
5	11	C	4	Howard PAYNE	Lotus Europa TC	13	22:23.174	48.716	11.914	74.04	1:39.343	6
6	30	B	1	John WILLIAMS	Porsche 911SC	13	22:28.102	53.644	4.928	73.77	1:39.930	12
7	37	B	2	Nic STRONG	Marcos 3000GT	13	22:29.228	54.770	1.126	73.70	1:42.203	10
8	2	A	2	Adam BAGNALL	Jaguar E-type S2 FHC	13	22:31.549	57.091	2.321	73.58	1:42.229	10
9	35	A	3	Robert GATE	Jaguar E-type	13	22:47.729	1:13.271	16.180	72.71	1:43.261	6
10	14	C	5	Chris BAXTER	Lotus Seven S4	13	23:14.263	1:39.805	26.534	71.32	1:44.771	6
11	146	I	1	Tris SIMPSON	Ferrari 308 GT	13	23:21.294	1:46.836	7.031	70.97	1:44.262	5
12	6	I	2	Johan DENEKAMP	TVR Tuscan	12	21:44.644	1 Lap	1 Lap	70.36	1:45.624	5
13	68	D	1	Jon WAGSTAFF	Alfa Romeo GTV	12	21:45.812	1 Lap	1.168	70.30	1:46.413	10
14	12	D	2	Neil BROWN	Lotus Eclat	12	21:46.004	1 Lap	0.192	70.29	1:46.547	6
15	61	D	3	Lawrence ALEXANDER	Alfa Romeo GTV	12	21:47.094	1 Lap	1.090	70.23	1:46.803	10
16	7	E	1	David TOMKINSON	Triumph Spitfire	12	21:47.890	1 Lap	0.796	70.19	1:46.812	10
17	57	D	4	Mark OLDFIELD	Porsche 924	12	22:00.548	1 Lap	12.658	69.51	1:47.464	7
18	28	D	5	Simon BAINES	Porsche 924	12	22:11.853	1 Lap	11.305	68.92	1:46.704	5
19	3	D	6	Peter CONNELL	Porsche 924	11	22:46.011	2 Laps	1 Lap	61.60	1:58.613	9

NOT CLASSIFIED

DNF	121	I		Adrian SMITH	Fiat X19	2	4:19.141	11 Laps	9 Laps	59.04	2:08.171	2
-----	-----	---	--	--------------	----------	---	----------	---------	--------	-------	----------	---

FASTEST LAP

19	C	Will LEVERETT	Lotus Europa	6	1:38.360	77.77 mph	125.16 kph
98	A	Kevin KIVLOCHAN	Morgan Plus 8	12	1:38.377	77.76 mph	125.14 kph
30	B	John WILLIAMS	Porsche 911SC	12	1:39.930	76.55 mph	123.20 kph
146	I	Tris SIMPSON	Ferrari 308 GT	5	1:44.262	73.37 mph	118.08 kph
68	D	Jon WAGSTAFF	Alfa Romeo GTV	10	1:46.413	71.89 mph	115.69 kph
7	E	David TOMKINSON	Triumph Spitfire	10	1:46.812	71.62 mph	115.26 kph

Weather / Track : Cloudy / Dry

These results are provisional until the conclusion of any judicial and technical matters.

Croft

Circuit Length = 2.1250 miles

Start: 15:53 Flag 16:14 End: 16:16

Clerk Of Course : Julian Floyd

Steward :

Timekeeper : Nick Palmer

Croft Retro and Classic Weekend

HSCC 70's Road Sports

RACE 14 - LAP CHART

LAP 1 @ 15:54:59.677			LAP 2 @ 15:56:39.306			LAP 3 @ 15:58:18.281			LAP 4 @ 15:59:56.874			LAP 5 @ 16:01:36.106		
NO	BEHIND	LAP TIME	NO	BEHIND	LAP TIME	NO	BEHIND	LAP TIME	NO	BEHIND	LAP TIME	NO	BEHIND	LAP TIME
98		1:45.590	19		1:39.225	19		1:38.975	19		1:38.593	19		1:39.232
19	0.404	1:45.994	98	1.019	1:40.648	98	2.200	1:40.156	98	2.983	1:39.376	98	3.262	1:39.511
1	1.258	1:46.848	1	1.644	1:40.015	1	2.516	1:39.847	1	3.534	1:39.611	1	3.802	1:39.500
2	3.675	1:49.265	2	9.115	1:45.069	30	13.223	1:42.078	30	14.881	1:40.251	3	1 Lap	2:05.615
37	4.313	1:49.903	30	10.120	1:44.315	20	15.092	1:43.172	20	16.225	1:39.726	30	15.645	1:39.996
30	5.434	1:51.024	37	10.272	1:45.588	11	15.895	1:43.913	11	17.038	1:39.736	20	16.553	1:39.560
11	5.894	1:51.484	20	10.895	1:42.784	2	16.219	1:46.079	2	20.042	1:42.416	11	17.299	1:39.493
20	7.740	1:53.330	11	10.957	1:44.692	37	16.566	1:45.269	37	20.555	1:42.582	2	23.562	1:42.752
35	8.308	1:53.898	35	15.236	1:46.557	146	22.983	1:45.765	35	28.766	1:44.325	37	24.042	1:42.719
146	9.122	1:54.712	146	16.193	1:46.700	35	23.034	1:46.773	146	29.737	1:45.347	35	33.372	1:43.838
12	11.811	1:57.401	12	21.201	1:49.019	12	32.688	1:50.462	14	40.295	1:45.726	146	34.767	1:44.262
68	11.970	1:57.560	68	21.673	1:49.332	14	33.162	1:50.145	68	43.257	1:47.722	14	46.267	1:45.204
14	12.614	1:58.204	14	21.992	1:49.007	68	34.128	1:51.430	12	44.324	1:50.229	68	50.930	1:46.905
61	13.688	1:59.278	61	23.035	1:48.976	6	34.530	1:50.290	6	44.730	1:48.793	6	51.122	1:45.624
6	14.160	1:59.750	6	23.215	1:48.684	61	35.017	1:50.957	61	45.692	1:49.268	12	52.753	1:47.661
7	15.550	2:01.140	7	24.620	1:48.699	7	35.473	1:49.828	7	46.262	1:49.382	61	53.474	1:47.014
57	16.145	2:01.735	57	25.209	1:48.693	57	36.161	1:49.927	57	47.157	1:49.589	7	54.524	1:47.494
28	18.878	2:04.468	28	31.048	1:51.799	28	40.661	1:48.588	28	49.634	1:47.566	57	55.528	1:47.603
121	25.380	2:10.970	121	53.922	2:08.171	3	1:20.217	2:03.994				28	57.106	1:46.704
3	26.983	2:12.573	3	55.198	2:07.844									

Weather / Track : Cloudy / Dry

Results can be found at www.tsl-timing.com

Page 1 of 3

Croft

Circuit Length = 2.1250 miles

Start: 15:53 Flag 16:14 End: 16:16

Printed - 16:17 Sunday, 04 August 2019

Croft Retro and Classic Weekend

HSCC 70's Road Sports

RACE 14 - LAP CHART

LAP 6 @ 16:03:14.466			LAP 7 @ 16:04:53.309			LAP 8 @ 16:06:31.846			LAP 9 @ 16:08:10.360			LAP 10 @ 16:09:50.208		
NO	BEHIND	LAP TIME	NO	BEHIND	LAP TIME	NO	BEHIND	LAP TIME	NO	BEHIND	LAP TIME	NO	BEHIND	LAP TIME
19		1:38.360	19		1:38.843	19		1:38.537	19		1:38.514	19		1:39.848
98	4.359	1:39.457	98	4.648	1:39.132	98	5.266	1:39.155	98	5.913	1:39.161	98	5.615	1:39.550
1	4.852	1:39.410	1	4.865	1:38.856	1	5.953	1:39.625	1	6.427	1:38.988	1	6.085	1:39.506
30	17.312	1:40.027	11	22.360	1:42.921	11	25.992	1:42.169	11	27.218	1:39.740	3	2 Laps	2:02.738
20	17.573	1:39.380	20	22.548	1:43.818	30	26.330	1:41.385	30	27.879	1:40.063	30	30.936	1:42.905
11	18.282	1:39.343	30	23.482	1:45.013	20	26.398	1:42.387	20	28.813	1:40.929	20	31.321	1:42.356
2	29.091	1:43.889	2	32.854	1:42.606	2	36.944	1:42.627	2	40.778	1:42.348	11	40.610	1:53.240
37	29.407	1:43.725	37	33.316	1:42.752	37	37.243	1:42.464	37	41.172	1:42.443	2	43.159	1:42.229
3	1 Lap	2:04.884	35	44.125	1:44.695	35	49.688	1:44.100	35	55.043	1:43.869	37	43.527	1:42.203
35	38.273	1:43.261	146	51.778	1:48.312	146	1:00.879	1:47.638	146	1:10.275	1:47.910	35	59.037	1:43.842
146	42.309	1:45.902	3	1 Lap	2:01.079	14	1:05.553	1:45.048	14	1:13.477	1:46.438	146	1:18.450	1:48.023
14	52.678	1:44.771	14	59.042	1:45.207	6	1:17.294	1:47.215	6	1:25.736	1:46.956	14	1:18.592	1:44.963
6	59.961	1:47.199	6	1:08.616	1:47.498	68	1:18.367	1:47.171	68	1:26.984	1:47.131	6	1:32.630	1:46.742
68	1:00.673	1:48.103	68	1:09.733	1:47.903	12	1:18.866	1:47.297	12	1:27.333	1:46.981	68	1:33.549	1:46.413
12	1:00.940	1:46.547	12	1:10.106	1:48.009	61	1:19.386	1:47.203	61	1:28.223	1:47.351	12	1:34.112	1:46.627
61	1:02.187	1:47.073	61	1:10.720	1:47.376	7	1:20.513	1:47.488	7	1:29.304	1:47.305	61	1:35.178	1:46.803
7	1:03.050	1:46.886	7	1:11.562	1:47.355	3	1 Lap	2:04.433	57	1:33.136	1:48.767	7	1:36.268	1:46.812
57	1:04.739	1:47.571	57	1:13.360	1:47.464	57	1:22.883	1:48.060	28	1:33.511	1:48.502			
28	1:05.749	1:47.003	28	1:13.855	1:46.949	28	1:23.523	1:48.205						

Weather / Track : Cloudy / Dry

Croft
Circuit Length = 2.1250 miles
Start: 15:53 Flag 16:14 End: 16:16

Croft Retro and Classic Weekend

HSCC 70's Road Sports

RACE 14 - LAP CHART

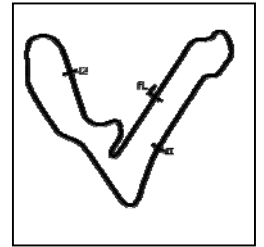
LAP 11 @ 16:11:29.340			LAP 12 @ 16:13:09.973			LAP 13 @ 16:14:48.545		
NO	BEHIND	LAP TIME	NO	BEHIND	LAP TIME	NO	BEHIND	LAP TIME
19		1:39.132	19		1:40.633	19		1:38.572
57	1 Lap	1:50.606	6	1 Lap	1:48.142	98	5.221	1:39.807
28	1 Lap	1:50.664	68	1 Lap	1:48.027	1	7.051	1:40.721
98	6.242	1:39.759	12	1 Lap	1:47.965	6	1 Lap	1:47.751
1	6.687	1:39.734	61	1 Lap	1:47.868	68	1 Lap	1:48.115
3	2 Laps	1:58.613	98	3.986	1:38.377	12	1 Lap	1:47.806
20	34.034	1:41.845	7	1 Lap	1:47.999	61	1 Lap	1:47.927
30	34.633	1:42.829	1	4.902	1:38.848	7	1 Lap	1:47.502
11	43.648	1:42.170	57	1 Lap	1:50.187	57	1 Lap	1:50.346
2	47.089	1:43.062	28	1 Lap	1:50.165	20	36.802	1:40.971
37	47.292	1:42.897	30	33.930	1:39.930	28	1 Lap	2:01.240
35	1:04.441	1:44.536	20	34.403	1:41.002	11	48.716	1:42.639
14	1:26.614	1:47.154	11	44.649	1:41.634	30	53.644	1:58.286
146	1:27.025	1:47.707	3	2 Laps	2:01.576	37	54.770	1:43.862
			37	49.480	1:42.821	2	57.091	1:44.580
			2	51.083	1:44.627	3	2 Laps	2:02.662
			35	1:07.866	1:44.058	35	1:13.271	1:43.977
			14	1:31.643	1:45.662	14	1:39.805	1:46.734
			146	1:34.127	1:47.735	146	1:46.836	1:51.281

Weather / Track : Cloudy / Dry

Croft Retro and Classic Weekend

HSCC 70's Road Sports

RACE 14 - SECTOR ANALYSIS



SECTOR 1 = FL to I1, SECTOR 2 = I1 to I2, SECTOR 3 = I2 to FL, DIFF = Difference To Personal Best Lap, P = Crossed Finish Line in Pit Lane, D = Time Disallowed

P1		19 C		Will LEVERETT			Lotus Europa			
IDEAL LAP TIME : 1:37.809		BEST LAP TIME : 1:38.360			DIFFERENCE : 0.551					
LAP	SECTOR 1	SECTOR 2	SECTOR 3	LAP TIME	MPH	DIFF	TIME OF DAY			
1 -		107.5	41.731	90.0	27.951	92.0	1:45.994	72.17	7.634	15:55:00.081
2 -	30.328	108.4	41.224	89.9	27.673	91.4	1:39.225	77.09	0.865	15:56:39.306
3 -	30.644	104.6	40.941	88.0	27.390	91.7	1:38.975	77.29	0.615	15:58:18.281
4 -	30.258	106.0	40.774	88.8	27.561	91.7	1:38.593	77.59	0.233	15:59:56.874
5 -	30.582	106.1	41.117	87.7	27.533	91.9	1:39.232	77.09	0.872	16:01:36.106
6 -	30.262	106.3	40.544	89.3	27.554	91.1	1:38.360 (1)	77.77		16:03:14.466
7 -	30.497	106.3	40.743	89.3	27.603	91.6	1:38.843	77.39	0.483	16:04:53.309
8 -	30.387	106.0	40.581	88.6	27.569	91.5	1:38.537 (3)	77.63	0.177	16:06:31.846
9 -	30.315	106.0	40.657	89.8	27.542	91.0	1:38.514 (2)	77.65	0.154	16:08:10.360
10 -	30.354	106.8	41.841	87.3	27.653	91.3	1:39.848	76.61	1.488	16:09:50.208
11 -	30.300	106.6	41.320	89.3	27.512	91.9	1:39.132	77.17	0.772	16:11:29.340
12 -	29.891	108.9	42.154	89.5	28.588	91.0	1:40.633	76.01	2.273	16:13:09.973
13 -	30.386	105.8	40.528	89.3	27.658	89.5	1:38.572	77.60	0.212	16:14:48.545

P2		98 A		Kevin KIVLOCHAN			Morgan Plus 8			
IDEAL LAP TIME : 1:38.238		BEST LAP TIME : 1:38.377			DIFFERENCE : 0.139					
LAP	SECTOR 1	SECTOR 2	SECTOR 3	LAP TIME	MPH	DIFF	TIME OF DAY			
1 -		108.5	41.783	91.8	27.895	94.0	1:45.590	72.45	7.213	15:54:59.677
2 -	30.254	105.8	42.205	91.8	28.189	95.3	1:40.648	76.00	2.271	15:56:40.325
3 -	30.287	107.2	41.342	92.6	28.527	92.9	1:40.156	76.38	1.779	15:58:20.481
4 -	30.226	107.7	41.118	92.5	28.032	94.9	1:39.376	76.98	0.999	15:59:59.857
5 -	29.923	106.6	41.243	92.9	28.345	95.2	1:39.511	76.87	1.134	16:01:39.368
6 -	29.698	108.0	41.653	88.3	28.106	95.2	1:39.457	76.91	1.080	16:03:18.825
7 -	29.848	107.0	40.950	91.8	28.334	95.8	1:39.132 (2)	77.17	0.755	16:04:57.957
8 -	30.097	106.8	41.369	92.0	27.689	94.1	1:39.155 (3)	77.15	0.778	16:06:37.112
9 -	30.090	106.3	40.910	92.8	28.161	94.5	1:39.161	77.14	0.784	16:08:16.273
10 -	29.704	108.4	41.440	90.8	28.406	94.9	1:39.550	76.84	1.173	16:09:55.823
11 -	29.917	107.5	41.151	91.9	28.691	95.7	1:39.759	76.68	1.382	16:11:35.582
12 -	29.789	109.2	40.958	92.4	27.630	95.7	1:38.377 (1)	77.76		16:13:13.959
13 -	30.438	107.3	41.334	91.3	28.035	91.9	1:39.807	76.64	1.430	16:14:53.766

P3		1 C		Jeremy CLARK			Lotus Elan S4			
IDEAL LAP TIME : 1:37.586		BEST LAP TIME : 1:38.848			DIFFERENCE : 1.262					
LAP	SECTOR 1	SECTOR 2	SECTOR 3	LAP TIME	MPH	DIFF	TIME OF DAY			
1 -		108.5	42.216	90.0	28.459	91.4	1:46.848	71.59	8.000	15:55:00.935
2 -	30.349	108.4	41.355	90.6	28.311	91.6	1:40.015	76.48	1.167	15:56:40.950
3 -	30.205	108.9	41.120	91.5	28.522	93.1	1:39.847	76.61	0.999	15:58:20.797
4 -	30.494	108.7	40.811	89.8	28.306	92.9	1:39.611	76.79	0.763	16:00:00.408
5 -	29.848	109.4	41.082	90.5	28.570	92.1	1:39.500	76.88	0.652	16:01:39.908
6 -	29.607	110.1	41.410	87.3	28.393	93.0	1:39.410	76.95	0.562	16:03:19.318
7 -	29.997	108.2	40.678	90.8	28.181	92.7	1:38.856 (2)	77.38	0.008	16:04:58.174
8 -	30.368	109.1	41.328	89.1	27.929	92.0	1:39.625	76.78	0.777	16:06:37.799
9 -	30.150	107.0	40.612	91.3	28.226	92.5	1:38.988 (3)	77.28	0.140	16:08:16.787
10 -	30.110	105.8	40.723	89.5	28.673	92.4	1:39.506	76.88	0.658	16:09:56.293
11 -	30.173	108.5	40.594	90.9	28.967	92.6	1:39.734	76.70	0.886	16:11:36.027
12 -	30.869	107.5	40.354	90.6	27.625	92.7	1:38.848 (1)	77.39		16:13:14.875
13 -	31.209	105.6	41.672	89.1	27.840	86.1	1:40.721	75.95	1.873	16:14:55.596

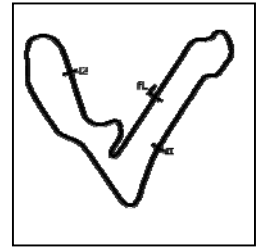
Weather / Track : Cloudy / Dry

Croft
Circuit Length = 2.1250 miles
Start: 15:53 Flag 16:14 End: 16:16

Croft Retro and Classic Weekend

HSCC 70's Road Sports

RACE 14 - SECTOR ANALYSIS



SECTOR 1 = FL to I1, SECTOR 2 = I1 to I2, SECTOR 3 = I2 to FL, DIFF = Difference To Personal Best Lap, P = Crossed Finish Line in Pit Lane, D = Time Disallowed

P4 20 C		Mark LEVERETT		Lotus Elan S4									
IDEAL LAP TIME : 1:39.142		BEST LAP TIME : 1:39.380		DIFFERENCE : 0.238									
LAP	SECTOR 1	SECTOR 2	SECTOR 3	LAP TIME	MPH	DIFF	TIME OF DAY						
1 -		102.1	42.534	89.4	28.647	88.7	1:53.330	67.50	13.950	15:55:07.417			
2 -	30.796	106.3	43.079	84.8	28.909	91.3	1:42.784	74.42	3.404	15:56:50.201			
3 -	31.922	106.3	42.797	87.4	28.453	90.2	1:43.172	74.14	3.792	15:58:33.373			
4 -	30.466	107.5	41.064	87.4	28.196	89.6	1:39.726 (3)	76.71	0.346	16:00:13.099			
5 -	30.265	108.4	41.139	88.3	28.156	90.3	1:39.560 (2)	76.83	0.180	16:01:52.659			
6 -	30.503	107.7	40.944	89.0	27.933	90.4	1:39.380 (1)	76.97		16:03:32.039			
7 -	32.286	102.6	42.235	87.4	29.297	88.9	1:43.818	73.68	4.438	16:05:15.857			
8 -	30.803	104.6	41.447	87.4	30.137	90.1	1:42.387	74.71	3.007	16:06:58.244			
9 -	31.188	107.0	41.281	86.2	28.460	87.6	1:40.929	75.79	1.549	16:08:39.173			
10 -	31.538	106.3	42.088	85.5	28.730	91.1	1:42.356	74.74	2.976	16:10:21.529			
11 -	31.939	105.3	41.662	86.9	28.244	88.0	1:41.845	75.11	2.465	16:12:03.374			
12 -	30.596	107.5	42.307	87.8	28.099	89.5	1:41.002	75.74	1.622	16:13:44.376			
13 -	30.542	107.0	41.828	86.5	28.601	88.2	1:40.971	75.76	1.591	16:15:25.347			

P5 11 C		Howard PAYNE		Lotus Europa TC									
IDEAL LAP TIME : 1:38.938		BEST LAP TIME : 1:39.343		DIFFERENCE : 0.405									
LAP	SECTOR 1	SECTOR 2	SECTOR 3	LAP TIME	MPH	DIFF	TIME OF DAY						
1 -		102.7	42.690	88.6	29.317	89.5	1:51.484	68.62	12.141	15:55:05.571			
2 -	30.791	106.6	44.722	83.4	29.179	89.7	1:44.692	73.07	5.349	15:56:50.263			
3 -	32.096	105.0	42.958	87.4	28.859	90.2	1:43.913	73.62	4.570	15:58:34.176			
4 -	30.399	106.3	41.032	88.0	28.305	90.2	1:39.736 (3)	76.70	0.393	16:00:13.912			
5 -	30.285	106.5	40.786	89.5	28.422	90.3	1:39.493 (2)	76.89	0.150	16:01:53.405			
6 -	30.690	105.6	40.693	89.5	27.960	90.4	1:39.343 (1)	77.00		16:03:32.748			
7 -	32.028	104.8	41.919	89.1	28.974	80.9	1:42.921	74.32	3.578	16:05:15.669			
8 -	31.291	106.0	41.284	90.8	29.594	89.3	1:42.169	74.87	2.826	16:06:57.838			
9 -	30.445	104.8	40.987	88.6	28.308	89.7	1:39.740	76.70	0.397	16:08:37.578			
10 -	30.362	106.1	43.765	89.1	39.113	83.3	1:53.240	67.55	13.897	16:10:30.818			
11 -	31.675	104.5	41.536	87.7	28.959	89.1	1:42.170	74.87	2.827	16:12:12.988			
12 -	30.932	104.6	41.530	86.7	29.172	89.7	1:41.634	75.27	2.291	16:13:54.622			
13 -	30.497	105.5	42.787	85.3	29.355	88.2	1:42.639	74.53	3.296	16:15:37.261			

P6 30 B		John WILLIAMS		Porsche 911SC									
IDEAL LAP TIME : 1:39.121		BEST LAP TIME : 1:39.930		DIFFERENCE : 0.809									
LAP	SECTOR 1	SECTOR 2	SECTOR 3	LAP TIME	MPH	DIFF	TIME OF DAY						
1 -		103.4	43.350	88.7	29.112	90.0	1:51.024	68.90	11.094	15:55:05.111			
2 -	31.047	104.0	43.789	89.1	29.479	89.6	1:44.315	73.33	4.385	15:56:49.426			
3 -	31.321	106.5	42.294	88.1	28.463	89.6	1:42.078	74.94	2.148	15:58:31.504			
4 -	30.503	104.6	41.182	88.6	28.566	90.1	1:40.251	76.30	0.321	16:00:11.755			
5 -	30.482	104.8	41.307	89.1	28.207	90.1	1:39.996 (2)	76.50	0.066	16:01:51.751			
6 -	30.428	105.3	41.354	89.7	28.245	90.2	1:40.027 (3)	76.48	0.097	16:03:31.778			
7 -	35.162	105.1	41.435	90.0	28.416	90.1	1:45.013	72.84	5.083	16:05:16.791			
8 -	30.566	107.0	41.355	90.4	29.464	89.4	1:41.385	75.45	1.455	16:06:58.176			
9 -	30.478	108.7	40.966	90.1	28.619	89.4	1:40.063	76.45	0.133	16:08:38.239			
10 -	29.948	110.7	43.786	90.9	29.171	90.3	1:42.905	74.34	2.975	16:10:21.144			
11 -	32.421	109.4	41.933	89.4	28.475	91.6	1:42.829	74.39	2.899	16:12:03.973			
12 -	30.120	108.7	41.358	89.2	28.452	90.1	1:39.930 (1)	76.55		16:13:43.903			
13 -	30.269	108.0	58.499	74.3	29.518	86.0	1:58.286	64.67	18.356	16:15:42.189			

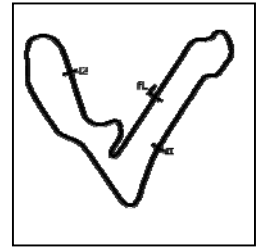
Weather / Track : Cloudy / Dry

Croft
Circuit Length = 2.1250 miles
Start: 15:53 Flag 16:14 End: 16:16

Croft Retro and Classic Weekend

HSCC 70's Road Sports

RACE 14 - SECTOR ANALYSIS



SECTOR 1 = FL to I1, SECTOR 2 = I1 to I2, SECTOR 3 = I2 to FL, DIFF = Difference To Personal Best Lap, P = Crossed Finish Line in Pit Lane, D = Time Disallowed

P7 37 B		Nic STRONG		Marcos 3000GT									
IDEAL LAP TIME : 1:41.607		BEST LAP TIME : 1:42.203		DIFFERENCE : 0.596									
LAP	SECTOR 1	SECTOR 2	SECTOR 3	LAP TIME	MPH	DIFF	TIME OF DAY						
1 -		108.2	43.768	92.1	28.325	94.8	1:49.903	69.60	7.700	15:55:03.990			
2 -	31.637	110.9	44.070	91.8	29.881	96.6	1:45.588	72.45	3.385	15:56:49.578			
3 -	32.010	109.4	44.126	91.8	29.133	97.0	1:45.269	72.67	3.066	15:58:34.847			
4 -	31.298	111.1	43.028	93.5	28.256	96.8	1:42.582	74.57	0.379	16:00:17.429			
5 -	31.593	110.3	42.989	88.8	28.137	97.0	1:42.719	74.47	0.516	16:02:00.148			
6 -	31.432	110.7	43.431	89.7	28.862	96.1	1:43.725	73.75	1.522	16:03:43.873			
7 -	31.380	111.1	42.669	92.6	28.703	97.3	1:42.752	74.45	0.549	16:05:26.625			
8 -	31.451	111.6	42.827	91.4	28.186	97.0	1:42.464 (3)	74.66	0.261	16:07:09.089			
9 -	30.928	111.2	42.764	90.5	28.751	96.2	1:42.443 (2)	74.67	0.240	16:08:51.532			
10 -	30.801	111.1	43.058	92.9	28.344	97.2	1:42.203 (1)	74.85		16:10:33.735			
11 -	30.946	106.3	43.310	92.0	28.641	97.2	1:42.897	74.34	0.694	16:12:16.632			
12 -	31.346	112.4	43.023	91.6	28.452	94.4	1:42.821	74.40	0.618	16:13:59.453			
13 -	31.975	110.9	43.522	90.4	28.365	96.4	1:43.862	73.65	1.659	16:15:43.315			

P8 2 A		Adam BAGNALL		Jaguar E-type S2 FHC									
IDEAL LAP TIME : 1:41.866		BEST LAP TIME : 1:42.229		DIFFERENCE : 0.363									
LAP	SECTOR 1	SECTOR 2	SECTOR 3	LAP TIME	MPH	DIFF	TIME OF DAY						
1 -		109.8	43.001	93.3	29.169	93.4	1:49.265	70.01	7.036	15:55:03.352			
2 -	31.631	107.3	43.915	91.8	29.523	93.4	1:45.069	72.81	2.840	15:56:48.421			
3 -	31.945	108.7	44.325	87.9	29.809	94.2	1:46.079	72.11	3.850	15:58:34.500			
4 -	30.997	109.4	42.802	92.5	28.617	93.1	1:42.416 (3)	74.69	0.187	16:00:16.916			
5 -	30.917	109.8	42.951	93.2	28.884	93.6	1:42.752	74.45	0.523	16:01:59.668			
6 -	31.119	108.9	43.908	88.0	28.862	93.0	1:43.889	73.63	1.660	16:03:43.557			
7 -	31.055	109.6	42.843	91.4	28.708	93.6	1:42.606	74.55	0.377	16:05:26.163			
8 -	31.286	108.4	42.883	91.3	28.458	92.9	1:42.627	74.54	0.398	16:07:08.790			
9 -	30.895	109.4	42.618	91.5	28.835	93.4	1:42.348 (2)	74.74	0.119	16:08:51.138			
10 -	30.790	109.8	42.852	91.4	28.587	93.5	1:42.229 (1)	74.83		16:10:33.367			
11 -	31.074	109.1	43.073	91.9	28.915	93.7	1:43.062	74.22	0.833	16:12:16.429			
12 -	32.381	108.9	43.611	91.1	28.635	93.0	1:44.627	73.11	2.398	16:14:01.056			
13 -	32.023	108.2	43.932	91.9	28.625	93.0	1:44.580	73.15	2.351	16:15:45.636			

P9 35 A		Robert GATE		Jaguar E-type									
IDEAL LAP TIME : 1:43.038		BEST LAP TIME : 1:43.261		DIFFERENCE : 0.223									
LAP	SECTOR 1	SECTOR 2	SECTOR 3	LAP TIME	MPH	DIFF	TIME OF DAY						
1 -		99.4	44.828	89.2	29.859	90.9	1:53.898	67.16	10.637	15:55:07.985			
2 -	33.342	102.7	44.070	85.5	29.145	90.5	1:46.557	71.79	3.296	15:56:54.542			
3 -	32.104	101.2	45.571	78.8	29.098	92.6	1:46.773	71.64	3.512	15:58:41.315			
4 -	32.041	102.4	43.382	89.0	28.902	92.2	1:44.325	73.32	1.064	16:00:25.640			
5 -	31.686	107.8	43.307	86.9	28.845	91.7	1:43.838 (2)	73.67	0.577	16:02:09.478			
6 -	31.733	106.8	43.381	87.6	28.147	93.0	1:43.261 (1)	74.08		16:03:52.739			
7 -	32.410	104.8	43.727	87.1	28.558	92.4	1:44.695	73.07	1.434	16:05:37.434			
8 -	31.780	103.4	43.784	85.5	28.536	92.1	1:44.100	73.48	0.839	16:07:21.534			
9 -	31.584	106.3	43.552	87.4	28.733	92.1	1:43.869	73.65	0.608	16:09:05.403			
10 -	31.953	107.3	43.404	86.8	28.485	92.1	1:43.842 (3)	73.67	0.581	16:10:49.245			
11 -	32.395	103.7	43.749	87.4	28.392	92.9	1:44.536	73.18	1.275	16:12:33.781			
12 -	31.788	102.4	43.624	84.3	28.646	91.7	1:44.058	73.51	0.797	16:14:17.839			
13 -	31.724	104.3	43.667	87.4	28.586	92.4	1:43.977	73.57	0.716	16:16:01.816			

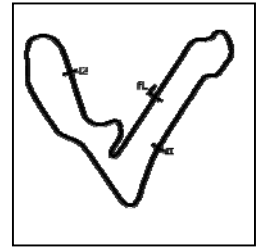
Weather / Track : Cloudy / Dry

Croft
Circuit Length = 2.1250 miles
Start: 15:53 Flag 16:14 End: 16:16

Croft Retro and Classic Weekend

HSCC 70's Road Sports

RACE 14 - SECTOR ANALYSIS



SECTOR 1 = FL to I1, SECTOR 2 = I1 to I2, SECTOR 3 = I2 to FL, DIFF = Difference To Personal Best Lap, P = Crossed Finish Line in Pit Lane, D = Time Disallowed

P10 14 C		Chris BAXTER				Lotus Seven S4				
IDEAL LAP TIME : 1:43.342		BEST LAP TIME : 1:44.771				DIFFERENCE : 1.429				
LAP	SECTOR 1	SECTOR 2		SECTOR 3		LAP TIME	MPH	DIFF	TIME OF DAY	
1 -		100.0	45.654	87.0	29.234	90.0	1:58.204	64.71	13.433	15:55:12.291
2 -	33.177	100.7	46.462	86.9	29.368	90.3	1:49.007	70.17	4.236	15:57:01.298
3 -	33.216	98.9	46.691	84.4	30.238	88.8	1:50.145	69.45	5.374	15:58:51.443
4 -	32.746	98.8	44.047	86.3	28.933	89.5	1:45.726	72.35	0.955	16:00:37.169
5 -	32.201	99.2	44.171	86.9	28.832	89.6	1:45.204	72.71	0.433	16:02:22.373
6 -	31.893	97.5	43.460	87.2	29.418	88.5	1:44.771 (1)	73.01		16:04:07.144
7 -	32.194	98.5	44.394	86.5	28.619	90.0	1:45.207	72.71	0.436	16:05:52.351
8 -	32.617	99.2	43.707	86.8	28.724	88.6	1:45.048 (3)	72.82	0.277	16:07:37.399
9 -	33.388	90.5	44.512	86.1	28.538	90.4	1:46.438	71.87	1.667	16:09:23.837
10 -	31.635	100.4	44.292	86.8	29.036	89.8	1:44.963 (2)	72.88	0.192	16:11:08.800
11 -	33.841	94.1	45.066	85.4	28.247	89.7	1:47.154	71.39	2.383	16:12:55.954
12 -	32.298	98.2	44.234	84.7	29.130	89.3	1:45.662	72.40	0.891	16:14:41.616
13 -	32.697	97.3	44.526	86.4	29.511	89.4	1:46.734	71.67	1.963	16:16:28.350

P11 146 I		Tris SIMPSON				Ferrari 308 GT				
IDEAL LAP TIME : 1:43.492		BEST LAP TIME : 1:44.262				DIFFERENCE : 0.770				
LAP	SECTOR 1	SECTOR 2		SECTOR 3		LAP TIME	MPH	DIFF	TIME OF DAY	
1 -		94.7	43.157	81.3	30.206	83.0	1:54.712	66.68	10.450	15:55:08.799
2 -	33.415	93.8	43.526	81.6	29.759	83.9	1:46.700	71.69	2.438	15:56:55.499
3 -	31.625	99.1	44.908	80.0	29.232	83.0	1:45.765 (3)	72.33	1.503	15:58:41.264
4 -	32.722	97.5	43.115	81.4	29.510	81.9	1:45.347 (2)	72.61	1.085	16:00:26.611
5 -	31.915	98.2	42.635	81.8	29.712	77.5	1:44.262 (1)	73.37		16:02:10.873
6 -	32.684	93.7	43.794	80.1	29.424	76.8	1:45.902	72.23	1.640	16:03:56.775
7 -	32.716	93.8	45.568	79.4	30.028	75.7	1:48.312	70.63	4.050	16:05:45.087
8 -	33.260	92.4	44.110	78.3	30.268	75.3	1:47.638	71.07	3.376	16:07:32.725
9 -	33.241	93.2	44.602	77.4	30.067	76.3	1:47.910	70.89	3.648	16:09:20.635
10 -	33.283	92.4	44.632	78.7	30.108	75.7	1:48.023	70.81	3.761	16:11:08.658
11 -	33.686	92.5	44.195	79.5	29.826	76.7	1:47.707	71.02	3.445	16:12:56.365
12 -	33.083	93.9	44.540	77.4	30.112	74.0	1:47.735	71.00	3.473	16:14:44.100
13 -	33.987	91.0	45.480	77.4	31.814	68.6	1:51.281	68.74	7.019	16:16:35.381

P12 6 I		Johan DENEKAMP				TVR Tuscan				
IDEAL LAP TIME : 1:45.624		BEST LAP TIME : 1:45.624				DIFFERENCE : 0.000				
LAP	SECTOR 1	SECTOR 2		SECTOR 3		LAP TIME	MPH	DIFF	TIME OF DAY	
1 -		98.2	45.550	85.0	29.857	90.3	1:59.750	63.88	14.126	15:55:13.837
2 -	34.374	100.1	44.844	85.4	29.466	91.0	1:48.684	70.38	3.060	15:57:02.521
3 -	33.418	101.0	45.911	80.7	30.961	89.1	1:50.290	69.36	4.666	15:58:52.811
4 -	33.571	98.6	45.048	85.8	30.174	90.8	1:48.793	70.31	3.169	16:00:41.604
5 -	32.424	100.4	44.272	84.9	28.928	90.7	1:45.624 (1)	72.42		16:02:27.228
6 -	32.900	100.0	44.334	84.4	29.965	88.8	1:47.199	71.36	1.575	16:04:14.427
7 -	33.622	97.9	44.586	85.1	29.290	90.2	1:47.498	71.16	1.874	16:06:01.925
8 -	33.165	98.1	44.567	84.8	29.483	89.8	1:47.215	71.35	1.591	16:07:49.140
9 -	33.089	99.8	44.678	84.3	29.189	89.8	1:46.956 (3)	71.52	1.332	16:09:36.096
10 -	33.052	97.9	44.576	85.2	29.114	90.1	1:46.742 (2)	71.66	1.118	16:11:22.838
11 -	33.279	97.6	44.845	83.4	30.018	90.1	1:48.142	70.74	2.518	16:13:10.980
12 -	32.984	97.6	45.476	83.1	29.291	88.1	1:47.751	70.99	2.127	16:14:58.731

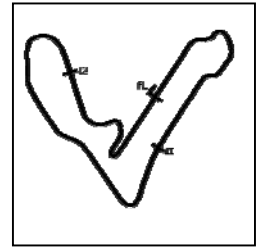
Weather / Track : Cloudy / Dry

Croft
Circuit Length = 2.1250 miles
Start: 15:53 Flag 16:14 End: 16:16

Croft Retro and Classic Weekend

HSCC 70's Road Sports

RACE 14 - SECTOR ANALYSIS



SECTOR 1 = FL to I1, SECTOR 2 = I1 to I2, SECTOR 3 = I2 to FL, DIFF = Difference To Personal Best Lap, P = Crossed Finish Line in Pit Lane, D = Time Disallowed

P13 68 D		Jon WAGSTAFF					Alfa Romeo GTV			
IDEAL LAP TIME : 1:45.922		BEST LAP TIME : 1:46.413					DIFFERENCE : 0.491			
LAP	SECTOR 1	SECTOR 2		SECTOR 3		LAP TIME	MPH	DIFF	TIME OF DAY	
1 -		96.2	44.546	84.2	30.127	82.6	1:57.560	65.07	11.147	15:55:11.647
2 -	33.586	97.8	46.107	81.0	29.639	83.4	1:49.332	69.97	2.919	15:57:00.979
3 -	34.317	96.8	46.297	80.1	30.816	83.0	1:51.430	68.65	5.017	15:58:52.409
4 -	33.280	98.3	45.131	82.9	29.311	82.3	1:47.722	71.01	1.309	16:00:40.131
5 -	32.734	97.2	44.565	82.6	29.606	82.1	1:46.905 (2)	71.55	0.492	16:02:27.036
6 -	33.722	96.6	44.276	84.3	30.105	83.3	1:48.103	70.76	1.690	16:04:15.139
7 -	33.351	97.6	44.406	84.7	30.146	82.7	1:47.903	70.89	1.490	16:06:03.042
8 -	32.868	97.1	44.103	82.5	30.200	80.6	1:47.171	71.38	0.758	16:07:50.213
9 -	32.798	97.5	44.149	83.2	30.184	82.0	1:47.131 (3)	71.40	0.718	16:09:37.344
10 -	32.508	97.5	44.108	83.9	29.797	82.7	1:46.413 (1)	71.89		16:11:23.757
11 -	32.992	97.5	44.786	81.2	30.249	82.6	1:48.027	70.81	1.614	16:13:11.784
12 -	33.148	96.8	45.315	83.7	29.652	81.9	1:48.115	70.75	1.702	16:14:59.899

P14 12 D		Neil BROWN					Lotus Eclat			
IDEAL LAP TIME : 1:46.253		BEST LAP TIME : 1:46.547					DIFFERENCE : 0.294			
LAP	SECTOR 1	SECTOR 2		SECTOR 3		LAP TIME	MPH	DIFF	TIME OF DAY	
1 -		96.6	45.044	81.1	30.241	81.5	1:57.401	65.16	10.854	15:55:11.488
2 -	33.645	97.2	45.853	80.0	29.521	81.1	1:49.019	70.17	2.472	15:57:00.507
3 -	33.895	97.9	46.756	79.1	29.811	81.8	1:50.462	69.25	3.915	15:58:50.969
4 -	34.219	99.1	46.035	81.7	29.975	81.9	1:50.229	69.40	3.682	16:00:41.198
5 -	33.482	98.3	44.396	82.6	29.783	81.6	1:47.661	71.05	1.114	16:02:28.859
6 -	33.177	97.9	43.991	82.7	29.379	83.1	1:46.547 (1)	71.80		16:04:15.406
7 -	33.407	98.9	44.551	83.9	30.051	82.4	1:48.009	70.82	1.462	16:06:03.415
8 -	32.965	98.8	44.503	80.8	29.829	81.7	1:47.297	71.29	0.750	16:07:50.712
9 -	33.143	97.8	44.192	83.4	29.646	82.1	1:46.981 (3)	71.50	0.434	16:09:37.693
10 -	32.941	98.2	44.365	83.1	29.321	82.6	1:46.627 (2)	71.74	0.080	16:11:24.320
11 -	33.019	98.5	45.010	83.6	29.936	82.7	1:47.965	70.85	1.418	16:13:12.285
12 -	33.418	98.8	44.907	83.8	29.481	81.6	1:47.806	70.96	1.259	16:15:00.091

P15 61 D		Lawrence ALEXANDER					Alfa Romeo GTV			
IDEAL LAP TIME : 1:46.438		BEST LAP TIME : 1:46.803					DIFFERENCE : 0.365			
LAP	SECTOR 1	SECTOR 2		SECTOR 3		LAP TIME	MPH	DIFF	TIME OF DAY	
1 -		93.5	46.065	81.0	29.815	80.0	1:59.278	64.13	12.475	15:55:13.365
2 -	33.843	95.0	45.177	79.1	29.956	80.0	1:48.976	70.19	2.173	15:57:02.341
3 -	34.356	94.1	45.287	79.6	31.314	80.2	1:50.957	68.94	4.154	15:58:53.298
4 -	33.610	94.5	44.824	80.0	30.834	79.8	1:49.268	70.01	2.465	16:00:42.566
5 -	33.090	94.9	44.198	81.4	29.726	78.6	1:47.014 (2)	71.48	0.211	16:02:29.580
6 -	32.963	95.7	44.440	81.6	29.670	78.4	1:47.073 (3)	71.44	0.270	16:04:16.653
7 -	32.759	96.0	44.313	82.1	30.304	80.1	1:47.376	71.24	0.573	16:06:04.029
8 -	32.813	96.0	44.495	79.6	29.895	79.7	1:47.203	71.36	0.400	16:07:51.232
9 -	33.094	94.5	44.776	80.6	29.481	80.0	1:47.351	71.26	0.548	16:09:38.583
10 -	32.824	96.9	44.458	81.6	29.521	78.6	1:46.803 (1)	71.62		16:11:25.386
11 -	32.809	95.7	45.430	81.3	29.629	79.4	1:47.868	70.92	1.065	16:13:13.254
12 -	33.756	96.8	44.471	81.3	29.700	79.4	1:47.927	70.88	1.124	16:15:01.181

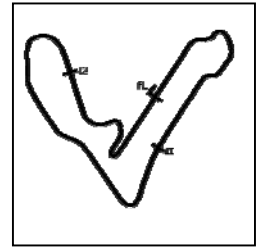
Weather / Track : Cloudy / Dry

Croft
Circuit Length = 2.1250 miles
Start: 15:53 Flag 16:14 End: 16:16

Croft Retro and Classic Weekend

HSCC 70's Road Sports

RACE 14 - SECTOR ANALYSIS



SECTOR 1 = FL to I1, SECTOR 2 = I1 to I2, SECTOR 3 = I2 to FL, DIFF = Difference To Personal Best Lap, P = Crossed Finish Line in Pit Lane, D = Time Disallowed

P16		7 E		David TOMKINSON			Triumph Spitfire			
IDEAL LAP TIME : 1:46.481		BEST LAP TIME : 1:46.812			DIFFERENCE : 0.331					
LAP	SECTOR 1	SECTOR 2		SECTOR 3		LAP TIME	MPH	DIFF	TIME OF DAY	
1 -		89.3	45.489	78.7	30.853	78.4	2:01.140	63.15	14.328	15:55:15.227
2 -	33.463	93.9	44.675	79.9	30.561	78.8	1:48.699	70.37	1.887	15:57:03.926
3 -	32.913	95.0	45.566	77.8	31.349	79.0	1:49.828	69.65	3.016	15:58:53.754
4 -	33.537	95.7	44.691	80.5	31.154	79.2	1:49.382	69.93	2.570	16:00:43.136
5 -	33.088	94.5	44.202	80.6	30.204	78.1	1:47.494	71.16	0.682	16:02:30.630
6 -	32.859	94.6	43.994	80.6	30.033	78.9	1:46.886 (2)	71.57	0.074	16:04:17.516
7 -	32.675	94.6	44.019	81.6	30.661	78.7	1:47.355	71.25	0.543	16:06:04.871
8 -	32.757	93.9	44.057	80.6	30.674	78.6	1:47.488	71.17	0.676	16:07:52.359
9 -	32.765	94.5	44.454	79.7	30.086	78.9	1:47.305 (3)	71.29	0.493	16:09:39.664
10 -	32.909	93.9	43.773	80.3	30.130	78.4	1:46.812 (1)	71.62		16:11:26.476
11 -	32.909	94.3	44.742	80.1	30.348	76.8	1:47.999	70.83	1.187	16:13:14.475
12 -	33.335	94.1	44.126	80.2	30.041	78.3	1:47.502	71.16	0.690	16:15:01.977

P17		57 D		Mark OLDFIELD			Porsche 924			
IDEAL LAP TIME : 1:47.331		BEST LAP TIME : 1:47.464			DIFFERENCE : 0.133					
LAP	SECTOR 1	SECTOR 2		SECTOR 3		LAP TIME	MPH	DIFF	TIME OF DAY	
1 -		87.0	45.357	79.9	30.609	76.6	2:01.735	62.84	14.271	15:55:15.822
2 -	33.291	94.3	44.505	79.5	30.897	77.0	1:48.693	70.38	1.229	15:57:04.515
3 -	33.288	94.2	44.794	78.5	31.845	77.9	1:49.927	69.59	2.463	15:58:54.442
4 -	33.410	94.1	44.509	79.8	31.670	77.4	1:49.589	69.80	2.125	16:00:44.031
5 -	33.255	93.3	43.941	79.5	30.407	76.3	1:47.603 (3)	71.09	0.139	16:02:31.634
6 -	33.332	93.4	44.016	78.1	30.223	76.2	1:47.571 (2)	71.11	0.107	16:04:19.205
7 -	33.388	93.0	43.868	78.4	30.208	76.6	1:47.464 (1)	71.18		16:06:06.669
8 -	33.427	93.0	43.915	79.3	30.718	77.3	1:48.060	70.79	0.596	16:07:54.729
9 -	33.555	93.5	44.529	75.6	30.683	76.4	1:48.767	70.33	1.303	16:09:43.496
10 -	33.595	92.5	46.457	75.7	30.554	77.0	1:50.606	69.16	3.142	16:11:34.102
11 -	35.111	93.8	44.388	77.1	30.688	76.2	1:50.187	69.42	2.723	16:13:24.289
12 -	33.685	92.8	45.334	76.7	31.327	75.7	1:50.346	69.32	2.882	16:15:14.635

P18		28 D		Simon BAINES			Porsche 924			
IDEAL LAP TIME : 1:46.402		BEST LAP TIME : 1:46.704			DIFFERENCE : 0.302					
LAP	SECTOR 1	SECTOR 2		SECTOR 3		LAP TIME	MPH	DIFF	TIME OF DAY	
1 -		81.5	46.760	75.1	31.141	72.3	2:04.468	61.46	17.764	15:55:18.555
2 -	35.501	83.2	45.711	76.7	30.587	75.4	1:51.799	68.42	5.095	15:57:10.354
3 -	33.733	90.1	44.562	77.8	30.293	75.2	1:48.588	70.45	1.884	15:58:58.942
4 -	33.618	90.6	44.175	79.1	29.773	76.5	1:47.566	71.12	0.862	16:00:46.508
5 -	33.023	92.0	43.689	80.5	29.992	76.7	1:46.704 (1)	71.69		16:02:33.212
6 -	32.940	92.6	43.958	79.8	30.105	76.4	1:47.003 (3)	71.49	0.299	16:04:20.215
7 -	33.000	93.4	44.034	79.1	29.915	77.8	1:46.949 (2)	71.53	0.245	16:06:07.164
8 -	33.286	92.5	44.222	78.8	30.697	76.7	1:48.205	70.70	1.501	16:07:55.369
9 -	33.536	93.4	44.173	78.8	30.793	77.1	1:48.502	70.50	1.798	16:09:43.871
10 -	33.516	92.6	46.120	74.6	31.028	77.2	1:50.664	69.12	3.960	16:11:34.535
11 -	35.157	92.5	44.155	79.0	30.853	76.8	1:50.165	69.44	3.461	16:13:24.700
12 -	33.590	91.1	57.053	76.2	30.597	74.8	2:01.240	63.09	14.536	16:15:25.940

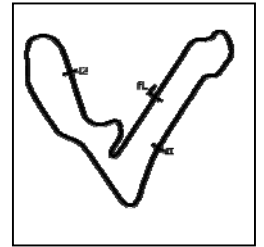
Weather / Track : Cloudy / Dry

Croft
Circuit Length = 2.1250 miles
Start: 15:53 Flag 16:14 End: 16:16

Croft Retro and Classic Weekend

HSCC 70's Road Sports

RACE 14 - SECTOR ANALYSIS



SECTOR 1 = FL to I1, SECTOR 2 = I1 to I2, SECTOR 3 = I2 to FL, DIFF = Difference To Personal Best Lap, P = Crossed Finish Line in Pit Lane, D = Time Disallowed

P19		3 D		Peter CONNELL			Porsche 924			
IDEAL LAP TIME : 1:58.613		BEST LAP TIME : 1:58.613			DIFFERENCE : 0.000					
LAP	SECTOR 1	SECTOR 2		SECTOR 3		LAP TIME	MPH	DIFF	TIME OF DAY	
1 -		83.5	50.790	70.6	33.523	74.1	2:12.573	57.70	13.960	15:55:26.660
2 -	37.573	83.4	57.357	73.1	32.914	74.4	2:07.844	59.83	9.231	15:57:34.504
3 -	37.706	80.2	52.754	70.7	33.534	74.6	2:03.994	61.69	5.381	15:59:38.498
4 -	38.274	81.1	53.542	70.9	33.799	74.2	2:05.615	60.90	7.002	16:01:44.113
5 -	38.695	74.4	53.139	66.5	33.050	73.6	2:04.884	61.25	6.271	16:03:48.997
6 -	37.632	83.9	51.257	74.5	32.190	74.9	2:01.079 (2)	63.18	2.466	16:05:50.076
7 -	38.191	80.2	51.355	72.7	34.887	74.2	2:04.433	61.47	5.820	16:07:54.509
8 -	38.066	78.6	52.066	72.3	32.606	72.6	2:02.738	62.32	4.125	16:09:57.247
9 -	36.617	84.2	50.031	74.8	31.965	73.6	1:58.613 (1)	64.49		16:11:55.860
10 -	37.275	81.3	50.854	73.5	33.447	74.8	2:01.576 (3)	62.92	2.963	16:13:57.436
11 -	39.608	85.1	50.413	74.3	32.641	73.9	2:02.662	62.36	4.049	16:16:00.098

P20		121 I		Adrian SMITH			Fiat X19			
IDEAL LAP TIME : 2:02.495		BEST LAP TIME : 2:08.171			DIFFERENCE : 5.676					
LAP	SECTOR 1	SECTOR 2		SECTOR 3		LAP TIME	MPH	DIFF	TIME OF DAY	
1 -		77.0	50.671	68.1	32.857	67.9	2:10.970 (2)	58.41	2.799	15:55:25.057
2 -	38.967	73.7	55.312	65.0	33.892	56.7	2:08.171 (1)	59.68		15:57:33.228

Croft Retro and Classic Weekend

HSCC 70's Road Sports

RACE 14 - BEST SECTORS

SECTOR 1			SECTOR 2			SECTOR 3			IDEAL / BEST COMPARISON						
POS	NO	NAME	TIME	NO	NAME	TIME	NO	NAME	TIME	POS	NO	NAME	IDEAL	BEST	DIFF
													PERFECT LAP	1:37.351	
1	1	CLARK	29.607	1	CLARK	40.354	19	LEVERETT	27.390	1	1	CLARK	1:37.586	1:38.848	1.262
2	98	KIVLOCHAN	29.698	19	LEVERETT	40.528	1	CLARK	27.625	2	19	LEVERETT	1:37.809	1:38.360	0.551
3	19	LEVERETT	29.891	11	PAYNE	40.693	98	KIVLOCHAN	27.630	3	98	KIVLOCHAN	1:38.238	1:38.377	0.139
4	30	WILLIAMS	29.948	98	KIVLOCHAN	40.910	20	LEVERETT	27.933	4	11	PAYNE	1:38.938	1:39.343	0.405
5	20	LEVERETT	30.265	20	LEVERETT	40.944	11	PAYNE	27.960	5	30	WILLIAMS	1:39.121	1:39.930	0.809
6	11	PAYNE	30.285	30	WILLIAMS	40.966	37	STRONG	28.137	6	20	LEVERETT	1:39.142	1:39.380	0.238
7	2	BAGNALL	30.790	2	BAGNALL	42.618	35	GATE	28.147	7	37	STRONG	1:41.607	1:42.203	0.596
8	37	STRONG	30.801	146	SIMPSON	42.635	30	WILLIAMS	28.207	8	2	BAGNALL	1:41.866	1:42.229	0.363
9	35	GATE	31.584	37	STRONG	42.669	14	BAXTER	28.247	9	35	GATE	1:43.038	1:43.261	0.223
10	146	SIMPSON	31.625	35	GATE	43.307	2	BAGNALL	28.458	10	14	BAXTER	1:43.342	1:44.771	1.429
11	14	BAXTER	31.635	14	BAXTER	43.460	6	DENEKAMP	28.928	11	146	SIMPSON	1:43.492	1:44.262	0.770
12	6	DENEKAMP	32.424	28	BAINES	43.689	146	SIMPSON	29.232	12	6	DENEKAMP	1:45.624	1:45.624	0.000
13	68	WAGSTAFF	32.508	7	TOMKINSON	43.773	68	WAGSTAFF	29.311	13	68	WAGSTAFF	1:45.922	1:46.413	0.491
14	7	TOMKINSON	32.675	57	OLDFIELD	43.868	12	BROWN	29.321	14	12	BROWN	1:46.253	1:46.547	0.294
15	61	ALEXANDER	32.759	12	BROWN	43.991	61	ALEXANDER	29.481	15	28	BAINES	1:46.402	1:46.704	0.302
16	28	BAINES	32.940	68	WAGSTAFF	44.103	28	BAINES	29.773	16	61	ALEXANDER	1:46.438	1:46.803	0.365
17	12	BROWN	32.941	61	ALEXANDER	44.198	7	TOMKINSON	30.033	17	7	TOMKINSON	1:46.481	1:46.812	0.331
18	57	OLDFIELD	33.255	6	DENEKAMP	44.272	57	OLDFIELD	30.208	18	57	OLDFIELD	1:47.331	1:47.464	0.133
19	3	CONNELL	36.617	3	CONNELL	50.031	3	CONNELL	31.965	19	3	CONNELL	1:58.613	1:58.613	0.000
20	121	SMITH	38.967	121	SMITH	50.671	121	SMITH	32.857	20	121	SMITH	2:02.495	2:08.171	5.676

Weather / Track : Cloudy / Dry

Results can be found at www.tsl-timing.com

Croft

Circuit Length = 2.1250 miles

Start: 15:53 Flag 16:14 End: 16:16

Printed - 16:18 Sunday, 04 August 2019

Croft Retro and Classic Weekend

HSCC 70's Road Sports

RACE 14 - BEST SPEEDS

POS	INTERMEDIATE 1			INTERMEDIATE 2			FINISH LINE		
	NO	NAME	MPH	NO	NAME	MPH	NO	NAME	MPH
1	37	STRONG	112.4	37	STRONG	93.5	37	STRONG	97.3
2	30	WILLIAMS	110.7	2	BAGNALL	93.3	98	KIVLOCHAN	95.8
3	1	CLARK	110.1	98	KIVLOCHAN	92.9	2	BAGNALL	94.2
4	2	BAGNALL	109.8	1	CLARK	91.5	1	CLARK	93.1
5	98	KIVLOCHAN	109.2	30	WILLIAMS	90.9	35	GATE	93.0
6	19	LEVERETT	108.9	11	PAYNE	90.8	19	LEVERETT	92.0
7	20	LEVERETT	108.4	19	LEVERETT	90.0	30	WILLIAMS	91.6
8	35	GATE	107.8	20	LEVERETT	89.4	20	LEVERETT	91.3
9	11	PAYNE	106.6	35	GATE	89.2	6	DENEKAMP	91.0
10	6	DENEKAMP	101.0	14	BAXTER	87.2	11	PAYNE	90.4
11	14	BAXTER	100.7	6	DENEKAMP	85.8	14	BAXTER	90.4
12	146	SIMPSON	99.1	68	WAGSTAFF	84.7	146	SIMPSON	83.9
13	12	BROWN	99.1	12	BROWN	83.9	68	WAGSTAFF	83.4
14	68	WAGSTAFF	98.3	61	ALEXANDER	82.1	12	BROWN	83.1
15	61	ALEXANDER	96.9	146	SIMPSON	81.8	61	ALEXANDER	80.2
16	7	TOMKINSON	95.7	7	TOMKINSON	81.6	7	TOMKINSON	79.2
17	57	OLDFIELD	94.3	28	BAINES	80.5	57	OLDFIELD	77.9
18	28	BAINES	93.4	57	OLDFIELD	79.9	28	BAINES	77.8
19	3	CONNELL	85.1	3	CONNELL	74.8	3	CONNELL	74.9
20	121	SMITH	77.0	121	SMITH	68.1	121	SMITH	67.9

Weather / Track : Cloudy / Dry

Results can be found at www.tsl-timing.com

Croft
Circuit Length = 2.1250 miles
Start: 15:53 Flag 16:14 End: 16:16

Printed - 16:19 Sunday, 04 August 2019

Croft Retro and Classic Weekend

HSCC 70's Road Sports

RACE 14 - STATISTICS

Competitors Started 20
Planned Start 2019-08-04 @ 15:50:00.000
Actual Start 2019-08-04 @ 15:53:14.086
Finish Time 2019-08-04 @ 16:14:46.995
Track Length 2.1250mi.
Total Laps 240
Total Distance Covered 510.0065mi.

Session Fastest Lap History

NO	CL	NAME	LAP TIME	TIME OF DAY	LAP	VEHICLE
98	A	Kevin KIVLOCHAN	1:45.590	15:54:59.685	1	Morgan Plus 8
19	C	Will LEVERETT	1:39.225	15:56:39.325	2	Lotus Europa
19	C	Will LEVERETT	1:38.975	15:58:18.300	3	Lotus Europa
19	C	Will LEVERETT	1:38.593	15:59:56.892	4	Lotus Europa
19	C	Will LEVERETT	1:38.360	16:03:14.485	6	Lotus Europa

Session Leader History

NO	CL	NAME	FROM LAP	LAPS LED	DISTANCE	VEHICLE
98	A	Kevin KIVLOCHAN	1	1	2.12 miles	Morgan Plus 8
19	C	Will LEVERETT	2	12	25.50 miles	Lotus Europa

Flag History

TYPE	TIME OF DAY
GREEN	15:53:14.086
FINISH	16:14:46.995

Flag Statistics

TYPE	COUNT	TOTAL LAPS	TOTAL TIME
Green	1	13	23:26.230
Red	0	0	0.000
Safety Car	0	0	0.000
FCY	0	0	0.000

Weather / Track : Cloudy / Dry

These results are provisional until the conclusion of any judicial and technical matters.

Croft

Circuit Length = 2.1250 miles

Start: 15:53 Flag 16:14 End: 16:16

Clerk Of Course : Julian Floyd

Timekeeper : Nick Palmer

Croft Retro and Classic Weekend

HSCC 70's Road Sports

RACE 14 - STATISTICS

CLASS : A

3 Starters

Fastest Lap History

NO	NAME	LAP TIME	TIME OF DAY	LAP	VEHICLE
98	Kevin KIVLOCHAN	1:45.590	15:54:59.685	1	Morgan Plus 8
98	Kevin KIVLOCHAN	1:40.648	15:56:40.333	2	Morgan Plus 8
98	Kevin KIVLOCHAN	1:40.156	15:58:20.491	3	Morgan Plus 8
98	Kevin KIVLOCHAN	1:39.376	15:59:59.865	4	Morgan Plus 8
98	Kevin KIVLOCHAN	1:39.132	16:04:57.965	7	Morgan Plus 8
98	Kevin KIVLOCHAN	1:38.377	16:13:13.968	12	Morgan Plus 8

Leader History

NO	NAME	FROM LAP	LAPS LED	DISTANCE	VEHICLE
98	Kevin KIVLOCHAN	1	13	27.62 miles	Morgan Plus 8

Weather / Track : Cloudy / Dry

These results are provisional until the conclusion of any judicial and technical matters.

Croft

Circuit Length = 2.1250 miles

Start: 15:53 Flag 16:14 End: 16:16

Clerk Of Course : Julian Floyd

Timekeeper : Nick Palmer

Croft Retro and Classic Weekend

HSCC 70's Road Sports

RACE 14 - STATISTICS

CLASS : B

2 Starters

Fastest Lap History

NO	NAME	LAP TIME	TIME OF DAY	LAP	VEHICLE
37	Nic STRONG	1:49.903	15:55:04.006	1	Marcos 3000GT
30	John WILLIAMS	1:44.315	15:56:49.456	2	Porsche 911SC
30	John WILLIAMS	1:42.078	15:58:31.533	3	Porsche 911SC
30	John WILLIAMS	1:40.251	16:00:11.785	4	Porsche 911SC
30	John WILLIAMS	1:39.996	16:01:51.781	5	Porsche 911SC
30	John WILLIAMS	1:39.930	16:13:43.933	12	Porsche 911SC

Leader History

NO	NAME	FROM LAP	LAPS LED	DISTANCE	VEHICLE
37	Nic STRONG	1	1	2.12 miles	Marcos 3000GT
30	John WILLIAMS	2	12	25.50 miles	Porsche 911SC

Weather / Track : Cloudy / Dry

These results are provisional until the conclusion of any judicial and technical matters.

Croft

Circuit Length = 2.1250 miles

Start: 15:53 Flag 16:14 End: 16:16

Clerk Of Course : Julian Floyd

Timekeeper : Nick Palmer

Croft Retro and Classic Weekend

HSCC 70's Road Sports

RACE 14 - STATISTICS

CLASS : C

5 Starters

Fastest Lap History

NO	NAME	LAP TIME	TIME OF DAY	LAP	VEHICLE
19	Will LEVERETT	1:45.994	15:55:00.098	1	Lotus Europa
19	Will LEVERETT	1:39.225	15:56:39.325	2	Lotus Europa
19	Will LEVERETT	1:38.975	15:58:18.300	3	Lotus Europa
19	Will LEVERETT	1:38.593	15:59:56.892	4	Lotus Europa
19	Will LEVERETT	1:38.360	16:03:14.485	6	Lotus Europa

Leader History

NO	NAME	FROM LAP	LAPS LED	DISTANCE	VEHICLE
19	Will LEVERETT	1	13	27.62 miles	Lotus Europa

Weather / Track : Cloudy / Dry

These results are provisional until the conclusion of any judicial and technical matters.

Croft

Circuit Length = 2.1250 miles

Start: 15:53 Flag 16:14 End: 16:16

Clerk Of Course : Julian Floyd

Timekeeper : Nick Palmer

Croft Retro and Classic Weekend

HSCC 70's Road Sports

RACE 14 - STATISTICS

CLASS : D

6 Starters

Fastest Lap History

NO	NAME	LAP TIME	TIME OF DAY	LAP	VEHICLE
12	Neil BROWN	1:57.401	15:55:11.497	1	Lotus Eclat
12	Neil BROWN	1:49.019	15:57:00.516	2	Lotus Eclat
61	Lawrence ALEXANDER	1:48.976	15:57:02.350	2	Alfa Romeo GTV
57	Mark OLDFIELD	1:48.693	15:57:04.542	2	Porsche 924
28	Simon BAINES	1:48.588	15:58:58.962	3	Porsche 924
68	Jon WAGSTAFF	1:47.722	16:00:40.181	4	Alfa Romeo GTV
28	Simon BAINES	1:47.566	16:00:46.527	4	Porsche 924
68	Jon WAGSTAFF	1:46.905	16:02:27.087	5	Alfa Romeo GTV
28	Simon BAINES	1:46.704	16:02:33.232	5	Porsche 924
12	Neil BROWN	1:46.547	16:04:15.415	6	Lotus Eclat
68	Jon WAGSTAFF	1:46.413	16:11:23.808	10	Alfa Romeo GTV

Leader History

NO	NAME	FROM LAP	LAPS LED	DISTANCE	VEHICLE
12	Neil BROWN	1	3	6.37 miles	Lotus Eclat
68	Jon WAGSTAFF	4	9	19.12 miles	Alfa Romeo GTV

Weather / Track : Cloudy / Dry

These results are provisional until the conclusion of any judicial and technical matters.

Croft

Circuit Length = 2.1250 miles

Start: 15:53 Flag 16:14 End: 16:16

Clerk Of Course : Julian Floyd

Timekeeper : Nick Palmer

Croft Retro and Classic Weekend

HSCC 70's Road Sports

RACE 14 - STATISTICS

CLASS : E

1 Starters

Fastest Lap History

NO	NAME	LAP TIME	TIME OF DAY	LAP	VEHICLE
7	David TOMKINSON	2:01.140	15:55:15.243	1	Triumph Spitfire
7	David TOMKINSON	1:48.699	15:57:03.943	2	Triumph Spitfire
7	David TOMKINSON	1:47.494	16:02:30.644	5	Triumph Spitfire
7	David TOMKINSON	1:46.886	16:04:17.532	6	Triumph Spitfire
7	David TOMKINSON	1:46.812	16:11:26.491	10	Triumph Spitfire

Leader History

NO	NAME	FROM LAP	LAPS LED	DISTANCE	VEHICLE
7	David TOMKINSON	1	12	25.50 miles	Triumph Spitfire

Weather / Track : Cloudy / Dry

These results are provisional until the conclusion of any judicial and technical matters.

Croft

Circuit Length = 2.1250 miles

Start: 15:53 Flag 16:14 End: 16:16

Clerk Of Course : Julian Floyd

Timekeeper : Nick Palmer

Croft Retro and Classic Weekend

HSCC 70's Road Sports

RACE 14 - STATISTICS

CLASS : I

3 Starters

Fastest Lap History

NO	NAME	LAP TIME	TIME OF DAY	LAP	VEHICLE
146	Tris SIMPSON	1:54.712	15:55:08.820	1	Ferrari 308 GT
146	Tris SIMPSON	1:46.700	15:56:55.519	2	Ferrari 308 GT
146	Tris SIMPSON	1:45.765	15:58:41.283	3	Ferrari 308 GT
146	Tris SIMPSON	1:45.347	16:00:26.635	4	Ferrari 308 GT
146	Tris SIMPSON	1:44.262	16:02:10.896	5	Ferrari 308 GT

Leader History

NO	NAME	FROM LAP	LAPS LED	DISTANCE	VEHICLE
146	Tris SIMPSON	1	13	27.62 miles	Ferrari 308 GT

Weather / Track : Cloudy / Dry

These results are provisional until the conclusion of any judicial and technical matters.

Croft

Circuit Length = 2.1250 miles

Start: 15:53 Flag 16:14 End: 16:16

Clerk Of Course : Julian Floyd

Timekeeper : Nick Palmer